

THE *LISA* GRAVITATIONAL WAVE FOREGROUND: A STUDY OF DOUBLE WHITE DWARFS

ASHLEY J. RUITER,^{1,2,3} KRZYSZTOF BELCZYNSKI,^{4,5,6} MATTHEW BENACQUISTA,⁷ SHANE L. LARSON⁸ GABRIEL WILLIAMS⁷
ACCEPTED TO APJ: May 9, 2010

ABSTRACT

Double white dwarfs are expected to be a source of confusion-limited noise for the future gravitational wave observatory *LISA*. In a specific frequency range, this ‘foreground noise’ is predicted to rise above the instrumental noise and hinder the detection of other types of signals, e.g., gravitational waves arising from stellar mass objects inspiraling into massive black holes. In many previous studies only detached populations of compact object binaries have been considered in estimating the *LISA* gravitational wave foreground signal. Here, we investigate the influence of compact object detached and Roche-Lobe Overflow Galactic binaries on the shape and strength of the *LISA* signal. Since > 99% of remnant binaries which have orbital periods within the *LISA* sensitivity range are white dwarf binaries, we consider only these binaries when calculating the *LISA* signal. We find that the contribution of RLOF binaries to the foreground noise is negligible at low frequencies, but becomes significant at higher frequencies, pushing the frequency at which the foreground noise drops below the instrumental noise to > 6 mHz. We find that it is important to consider the population of mass transferring binaries in order to obtain an accurate assessment of the foreground noise on the *LISA* data stream. However, we estimate that there still exists a sizeable number (~ 11300) of Galactic double white dwarf binaries which will have a signal-to-noise ratio > 5, and thus will be potentially resolvable with *LISA*. We present the *LISA* gravitational wave signal from the Galactic population of white dwarf binaries, show the most important formation channels contributing to the *LISA* disc and bulge populations and discuss the implications of these new findings.

Subject headings: binaries: close — stars: evolution, white dwarfs — gravitational waves — Galaxy: stellar content

1. INTRODUCTION

To obtain important information about a variety of astrophysical sources, Astrophysics must move toward observations beyond the electromagnetic spectrum. Several ground based gravitational radiation (GR) observatories are already working at full efficiency and collecting data (e.g., LIGO, The LIGO Scientific Collaboration: B. Abbott (2007)). These detectors are sensitive in a high GR frequency regime (above a few tens of Hz), where signals are expected to come from mergers of compact stellar mass objects like neutron stars (NSs) and black holes (BHs). However, these types of events are infrequent, their rate estimates are burdened with heavy uncertainties (e.g., Belczynski et al. 2002; Kalogera et al. 2004; O’Shaughnessy et al. 2008) and it is not clear whether any merger detections are likely given the current level of instrument sensitivity (LIGO Scientific Collaboration 2009). The future generation of GR detectors in-

cludes *LISA*, the Laser Interferometer Space Antenna (Danzmann 1996; Hughes 2006, and references therein), a joint ESA and NASA mission. It is a space-based all-sky interferometer which will be sensitive to lower frequencies⁹ ($\sim 10^{-4} - 0.1$ Hz) than are ground-based GR detectors. The different frequency regime will allow for the observations of sources of a different nature. The most promising sources for *LISA* are mergers of supermassive and/or intermediate-mass black holes (i.e., Sesana et al. 2005), extreme mass ratio inspirals (EMRIs; e.g., Gair 2007) of stellar-mass objects into supermassive black holes, and stellar mass compact remnant binaries (see e.g., Hills et al. 1990; Benacquista et al. 2007).

At first, it was believed that contact W UMa systems (Mironovskii 1965) would dominate the GR signal in the low frequency range, but later work (e.g., Evans et al. 1987; Lipunov et al. 1987; Hills et al. 1990) has shown that close double white dwarf (WD) binaries are more important at low frequencies, and are a guaranteed source of gravitational waves for *LISA*. The gravitational wave signal arising from double WDs in the Galaxy will put constraints on the star formation history of the Milky Way (MW), as well as the scale height and shape of the thick disc and Galactic bulge (Benacquista & Holley-Bockelmann 2006).

The Galactic double WDs will contribute to the *LISA* signal as both unresolved and resolved sources. At low frequencies ($\lesssim 3$ mHz; pertaining to binaries with orbital periods larger than 11 minutes), predicted binary numbers are so high that most of the GR sig-

ajr@mpa-garching.mpg.de, kbelczyn@nmsu.edu, benacquista@phys.utoronto.ca, s.larson@usu.edu, gabriel.j.williams@gmail.com

¹ Max-Planck-Institut für Astrophysik, Karl-Schwarzschild-Str. 1, 85741 Garching, Germany

² Harvard-Smithsonian Center for Astrophysics, 60 Garden St., Cambridge, MA 02138 (Predoctoral Fellow)

³ New Mexico State University, Dept. of Astronomy, 1320 Frenger Mall, Las Cruces, NM 88003

⁴ Los Alamos National Laboratory, CCS-2/ISR-1 Group

⁵ Oppenheimer Fellow

⁶ Astronomical Observatory, University of Warsaw, Al. Ujazdowskie 4, 00-478 Warsaw, Poland

⁷ Center for Gravitational Wave Astronomy, The University of Texas at Brownsville, 80 Fort Brown, Brownsville, TX 78520

⁸ Department of Physics, Utah State University, 4415 Old Main Hill, Logan, UT 84322

⁹ For a circular binary, $f_{\text{gr}} [\text{Hz}] = 2/(\text{orbital period}) [\text{s}]$.

nals from individual systems will be unresolved, and they will form a confusion-limited ‘foreground’ noise. Within that frequency range, only GR sources that are relatively close to the detector or are strong GR emitters will stand out above the foreground noise. At higher frequencies ($\gtrsim 3$ mHz; orbital periods < 11 minutes), the numbers of double white dwarfs are relatively small and thus they are expected to be resolved, offering an opportunity to study uncertain parameters associated with binary evolution and WD physics (e.g., possible progenitors of SNe Ia and R CrB stars). *LISA* will be mostly sensitive to Galactic stellar-mass binaries, however a small contribution due to extragalactic systems was also predicted (Hils et al. 1990; Kosenko & Postnov 1998; Farmer & Phinney 2003). The gravitational wave radiation from coalescing double WDs was investigated using smoothed particle hydrodynamics by Lorén-Aguilar et al. (2005). It is expected that the signal arising from merging double WDs would be detectable prior to the coalescence, though would not contribute significantly to the *LISA* gravitational wave signal overall, as the Galactic double WD merger event rate is predicted to be as low as ~ 1 per century (Nelemans et al. 2001b).

Among the objects which are expected to be important verification sources for *LISA* are the compact AM Canum Venaticorum (AM CVn) binaries (see Roelofs et al. (2007a) for gravitational wave strain amplitude estimates of five known AM CVn binaries). AM CVn systems are a sub-class of cataclysmic variables with $\lesssim 1$ hour orbits in which a WD accretes matter via Roche-Lobe overflow (RLOF) from what is believed to be a helium-rich white dwarf or a (semi-degenerate) helium star (Smak 1967; Warner 1995b; Nelemans et al. 2001a). These close binaries are faint and thus not readily detected electromagnetically, but are expected to be observable in gravitational waves (25 AM CVn systems have been confirmed to date)¹⁰.

Besides double WD binaries, other close compact binaries including NSs and BHs have been studied by other groups (e.g., Nelemans et al. 2001b; Cooray 2004). Some few tens of these systems with orbital periods within the *LISA* sensitivity range are known in the Galaxy. There are also ~ 8 ultracompact X-ray binaries, which consist of a WD transferring matter through RLOF to a NS on ~ 40 minute orbits (Wang & Chakrabarty 2004). Double NSs are also known, however only one such system is observed with a period (of 2.4 hrs) within the *LISA* sensitivity range (Burgay et al. 2003). Close binaries with BHs (like BH-BH, BH-NS, BH-WD) have yet to be observed, but they are predicted to populate the Galaxy in smaller numbers than systems with NSs and/or WDs.

Previous work on Galactic compact binary populations in context of *LISA* has been done with the exclusion of RLOF systems (Hils et al. 1990; Postnov & Prokhorov 1998; Benacquista et al. 2004; Timpano et al. 2006) or with the entire RLOF + detached populations combined (Nelemans et al. 2001b; Edlund et al. 2005). In addition, Hils & Bender (2000) studied AM CVn systems separately using an analytical approach, finding no significant increase in the confusion-limited noise for space-based

GR detectors with the addition of RLOF binaries, while Nelemans et al. (2004) calculated the GR amplitude of resolved WD binaries using population synthesis methods (both detached and AM CVn systems), finding that *LISA* would resolve a total of 22000 Galactic double WDs (~ 11000 detached, 11000 AM CVn). However, a more recent study which takes into account the local space density of AM CVn stars predicts that only $\sim 10^3$ AM CVn binaries will be resolved with *LISA* (Roelofs et al. 2007b). This estimate is still ~ 2 orders of magnitude above the current number of AM CVn systems which have so far been detected.

In modeling our stellar population, we use an updated population synthesis method with recent results on mass transfer/accretion in compact object binaries, that is significantly different and more complex than the methods used in previous calculations. In this study, we assess the importance of detached and RLOF compact binary populations in the Galactic disc and bulge on the overall *LISA* sensitivity. In § 2 we describe our binary modeling techniques and signal calculations, in § 3 we show the physical properties (masses, orbital periods) of our double WD population, and show the most important evolutionary channels which contribute to the overall *LISA* signal arising from the four Galactic sub-populations (detached disc, RLOF disc, detached bulge, RLOF bulge). In § 4 we show the *LISA* GR signals, estimate the likelihood of source resolvability, and comment on the detectability and selection effects of the potentially resolvable systems within our Galaxy. In § 5 we compare our results with those of previous studies, and in § 6 we give a summary of our findings.

2. MODEL DESCRIPTION

2.1. Population synthesis model

In this study, the combined Galactic population of RLOF and detached compact remnant binaries with orbital periods spanning the *LISA* band is considered. We use the *StarTrack* population synthesis code described in detail in Belczynski et al. (2008) to evolve primordial binaries within the Galaxy from the Zero-Age Main Sequence (ZAMS) and calculate their properties. The code has undergone a number of important updates since Belczynski et al. (2002), including detailed mass transfer calculations. Recent results on mass accumulation in context of ultracompact X-ray binary formation are given in Belczynski & Taam (2004), while for double WD binaries in Belczynski et al. (2005).

We evolve the field population of single and binary stars (50 % binarity) with solar-like metallicity ($Z = 0.02$). Single star evolution is followed from the ZAMS employing modified analytic formulae and evolutionary tracks from Hurley et al. (2000). For the evolution of binary stars, the calculations also include full orbital evolution with tidal interactions, magnetic braking, supernova natal kicks and gravitational radiation emission (see Belczynski et al. 2008, for formulae). ZAMS masses (M_{ZAMS}) span the mass range $0.08 - 100 M_{\odot}$. Single stars and binary primaries (M_{a}) are drawn from a 3-component broken power law initial mass function (Kroupa et al. 1993), and secondary masses (M_{b}) are obtained from a flat mass ratio distribution $q = \text{secondary/primary}$ (e.g., Mazeh et al. 1992).

¹⁰ http://www.astro.ru.nl/~nelemans/dokuwiki/doku.php?id=verification_binaries:am_cv_n_stars

We note as well that binary interactions leading to mass transfer events may alter the course of evolution for stars of a given initial mass. Initial orbital separations span a wide range up to $10^5 R_\odot$ and are drawn from a distribution which is flat in the logarithm, while initial eccentricities are taken from a thermal-equilibrium eccentricity distribution (see Abt 1983; Duquennoy & Mayor 1991). Progenitors of all binaries are initially formed on eccentric orbits. Tidal interactions between binary components circularize orbits before the first RLOF in a given progenitor system occurs. However, for a small fraction (10%) of double WD progenitors that are found initially on very eccentric orbits, the first RLOF is encountered when the orbit is still eccentric. In such a case we assume an instant circularization at periastron ($a_{\text{new}} = a_{\text{old}}(1 - e_{\text{old}})$ and $e_{\text{new}} = 0$), and follow with the RLOF calculation. At the time of double WD formation all of the orbits are circular. Eccentric WD binaries are expected to arise from dynamical interactions in globular clusters (Benacquista 2001), and though we do not consider them here could provide a unique opportunity for learning about WD structure with *LISA* (Willems et al. 2008).

For the population of Galactic disk binaries, we use a continuous star formation rate for 10 Gyr, while for the bulge population we use a constant star formation rate for the first Gyr, and no star formation thereafter (entire MW age is 10 Gyr). This translates to a present Galactic star formation rate of $4 M_\odot \text{ yr}^{-1}$ (disc mass = $4 \times 10^{10} M_\odot$ with a constant star formation rate for 10 Gyr = $4 M_\odot \text{ yr}^{-1}$; see § 2.2), which is within reasonable agreement of the current Galactic star formation rate estimate of $3.6 M_\odot \text{ yr}^{-1}$ (Cox 2000). We note however that it has been suggested that the star formation rate of the MW has been (mostly) decreasing exponentially with time, only reaching $\sim 3.6 M_\odot \text{ yr}^{-1}$ at the current epoch (Nelemans et al. 2001b, 2004, see sect. 2.2); the integrated mass in formed stars being closer to $8 \times 10^{10} M_\odot$. Since the star formation history of the MW disc and bulge is not precisely known, we choose to model the Galaxy with simple star formation histories (1 Gyr-long ‘continuous burst’ (bulge), and constant for 10 Gyr (disc)), which to first order is a reasonable representation of the global star formation history of the Galaxy.

The most uncertain phase in close binary evolution affecting the orbital separation for low- and intermediate-mass stars is the common envelope (CE) phase (Postnov & Yungelson 2006). Close binaries are expected to go through at least one common envelope event, and there are currently a few prescriptions of CE evolution in the literature (Webbink 1984; Nelemans & Tout 2005; van der Sluis et al. 2006; Beer et al. 2007). In our simulations the CE phase is treated using energy balance as discussed in Webbink (1984), in which the orbital energy of the binary is diminished at the expense of the unbinding of the donor envelope. The post-CE separation is governed by the parameters λ (de Kool 1990), a function of the donor’s structure, and the highly uncertain α , the efficiency with which the binary orbital energy is used to unbind the envelope. We have chosen to use $\alpha \times \lambda = 1$. The effects of using other CE efficiencies have not been fully explored here, though lower CE efficiencies result in closer post-

CE binaries, and a higher number of stellar mergers.

At the current age of the Galaxy (10 Gyr) we extract all binaries containing two compact remnants: WDs, NSs and BHs in the gravitational frequency range: 0.0001 – 1 Hz, which encompasses the *LISA* sensitivity range (orbital periods of 5.6 hr – 2s). Henceforth when we refer to ‘*LISA* binaries’, we are referring to binary systems in our study within this GR frequency band. As previously stated, we consider only white dwarf binaries when calculating the *LISA* signal. There are 5 types of WDs considered in the evolution: helium (He WD), formed by stripping the envelope off a Hertzsprung gap or red giant low-mass star; carbon-oxygen (CO WD), formed from progenitors with masses $\sim 0.8 - 6.3 M_\odot$; oxygen-neon (ONe WD), formed from progenitors with masses $\sim 6.3 - 8.0 M_\odot$; hybrid (Hyb WD), having a CO-core and a He-envelope, formed via the stripping of the envelope from a helium burning star, and hydrogen (H WD), formed by stripping the envelope from a very low mass ($\lesssim 0.8 M_\odot$) main sequence (MS) star. In our *LISA* GR calculations, we only consider the first four types of WDs, as hydrogen white dwarfs are more representative of brown dwarf-like objects and thus we will from now on refer to them as brown dwarfs. For the current study, the brown dwarfs (formed through binary evolution) do not play a large role in contributing to the *LISA* GR signal due to their low mass (see § 5). We note however that in older stellar populations, the fraction of binaries which contain H WDs becomes more significant (see Ruiter et al. 2009, for the calculation of the *LISA* signal from MW halo double white dwarfs, which includes ‘hydrogen white dwarfs’).

In compact binaries, gravitational wave emission is a strong source of angular momentum loss. The average rate of orbital angular momentum loss due to GR for $e = 0$ binaries is calculated from Peters (1964)

$$\frac{dJ_{\text{gr}}}{dt} = \frac{-32}{5} \frac{G^{7/2} M_p^2 M_s^2 \sqrt{M_p + M_s}}{c^5 a^{7/2}} \quad (1)$$

where G is the gravitational constant and c is the speed of light. At every time step in our calculations the evolving system is checked for RLOF. Upon reaching contact (RLOF), we assume that mass-transfer is GR-driven and the donor (M_{don}) mass transfer rate is calculated via:

$$\dot{M}_{\text{don}} = M_{\text{don}} D^{-1} \frac{dJ_{\text{gr}}/dt}{J_{\text{orb}}} \quad (2)$$

where RLOF stability is determined by the parameter D (see i.e., King & Kolb 1995)

$$D = \frac{5}{6} + \frac{1}{2} \zeta_{\text{don}} - \frac{1 - f_a}{3(1 + q)} - \frac{(1 - f_a)(1 + q)\beta_{\text{mt}} + f_a}{q} \quad (3)$$

J_{orb} is the orbital angular momentum of the binary, f_a is the fraction of transferred mass accreted by the WD of mass M_{acc} ($f_a = 1$ for stable RLOF), $q \equiv (M_{\text{acc}}/M_{\text{don}})$, and $\beta_{\text{mt}} = M_{\text{don}}^2/(M_{\text{don}} + M_{\text{acc}})^2$. The radius mass exponent for the donor ζ_{don} is obtained from stellar models in each time step (see Belczynski et al. 2008) and is ~ -0.35 for WD donors in a phase of stable mass transfer. Stable RLOF between two WDs leads to an increase in orbital period where dynamically unstable RLOF leads to a merger. See Belczynski et al. (2008) for

a more detailed description of treatment of mass transfer/accretion phases in **StarTrack**.

2.2. Calibration and Spatial Distribution of Sources

In our simulations both detached and RLOF systems have been distributed about the disc and bulge separately, assuming no correlation between position and age of the system. For the current study, we have neglected the halo population of double WDs, but these systems have been investigated in another work (Ruiter et al. 2009). The density distribution of the Galactic disc is taken to have the following form:

$$\rho(\mathbf{R}, \mathbf{z}) = \frac{N_d}{4\pi R_0^2 z_0} e^{-R/R_0} e^{-|z|/z_0} \quad (4)$$

in cylindrical coordinates, and the density distribution of the bulge has the form:

$$\rho(\mathbf{r}) = \frac{N_b}{4\pi r_0^3} e^{-(r/r_0)^2} \quad (5)$$

in spherical coordinates (bulge scale length $r_0 = \sqrt{x^2 + y^2 + z^2}$).

N_d and N_b represent the total numbers of simulated double WDs in the disc and bulge, respectively. We have calibrated our results using stellar Galactic disc and bulge masses from Klypin et al. (2002), with masses of $4 \times 10^{10} M_\odot$ and $2 \times 10^{10} M_\odot$, respectively. We have chosen $R_0 = 2500$ pc and $z_0 = 200$ pc for the disc scale length and scale height while $r_0 = 500$ pc with a radial cut-off of 3500 pc for the bulge (Nelemans 2003). While we note that even a scale height of 500 pc would be a reasonable choice for disc WDs (Majewski & Siegel 2002), we have chosen to use 200 pc so that our results are more readily comparable to those of previous studies (Nelemans et al. 2001b; Benacquista & Holley-Bockelmann 2006).

Our original *LISA* double WD binaries which were born directly from **StarTrack** (8.4×10^4) were the result of the evolution of 20×10^6 ZAMS binaries. Since evolving the whole Galactic population of *LISA* binaries is time-intensive, an interpolation scheme was developed in order to scale our number of **StarTrack** binaries to match those of the Milky Way bulge and disc by stellar mass. Probability distribution functions (PDFs) were constructed for different evolutionary channels as a function of the primary and secondary masses and GR frequency. For RLOF binaries, it was only necessary to construct PDFs as a function of the masses since the orbital period, and hence GR frequency, was then uniquely determined by the masses. We chose to construct PDFs (instead of simply scaling the original binaries by a factor of $\gtrsim 300$) so that our systems would span a range of frequencies and masses pertinent to said formation channel. The PDFs were constructed using a kernel density estimator that best replicated the characteristics of the population (Williams 2008). The KDE package for Matlab was used to generate the specific PDFs. This technique was particularly successful for well-populated evolutionary channels, where we could be sure that the range of masses and frequencies was well covered. For some of the least-populated channels, the full range of binary masses and frequencies was not covered sufficiently

to yield a smooth extrapolation of the data. Thus, apparent clumps of binaries that are comparable in number to our scaling factors are attributable to an under-sampling of the frequency and mass range for these rare evolutionary channels.

2.3. Lisa Signal Calculations

The gravitational wave signal from the *LISA* data stream will be a time delay interferometry (TDI) variable in which the phases of the laser signals at each vertex of *LISA* are combined with the phases of other signals at delayed times in order to reduce the laser phase noise and accommodate the varying armlengths of the constellation of the spacecraft (Rubbo et al. 2004). At low frequencies, the signal at any given vertex can be very well approximated by the Michelson signal:

$$h(t) = \frac{1}{2} h_{ab} (\ell_1^a \ell_1^b - \ell_2^a \ell_2^b), \quad (6)$$

where h_{ab} is the wave metric and ℓ_1 and ℓ_2 are the unit vectors pointing along the two arms that join at the vertex. The transfer frequency is the frequency at which point the gravitational radiation wavelength becomes comparable to the armlength of *LISA*. For high (e.g., above the transfer frequency) GR frequencies, the period of the gravitational wave is then less than the time it takes for light to propagate between *LISA* spacecraft detectors, and the low frequency approximation breaks down. The transfer frequency is given by $f_* = c/(2\pi L) \approx 0.01$ Hz, where L is the *LISA* arm-length taken to be $L = 5 \times 10^9$ m. At frequencies above or near f_* a more accurate representation of the *LISA* signal is given by the *rigid adiabatic approximation* (Rubbo et al. 2004), but detailed analysis (Vecchio & Wickham 2004) have shown the low-frequency approximation should be adequate for most tasks at frequencies below ~ 30 mHz. In this work, we have used the rigid adiabatic approximation to calculate the *LISA* signal for sources with frequencies above 0.003 Hz.

Space-borne gravitational wave observatories like *LISA* are constantly in motion, changing their relative speed and aspect with respect to astrophysical sources on the sky. The sensitivity of the observatory to different gravitational wave polarizations as a function of sky position is reflected in the antenna beam patterns, which have the highest gain in the direction perpendicular to the plane of the interferometer. As the observatory moves in its orbit, the gravitational wave signal is modulated in amplitude, frequency, and phase. Frequency (Doppler) modulation arises from the relative motion of the observatory and the source, amplitude modulation arises from the sweep of the anisotropic antenna pattern on the sky, and phase modulation results from the detector's changing response to the gravitational wave polarization state. The Michelson signal can be calculated using Eq. (6) by either holding the source fixed and putting all the motion of the detector into ℓ_1 and ℓ_2 (Rubbo et al. 2004), or by holding the detector fixed and putting the motion into the source (Cutler 1998). Both approaches yield the same Michelson signal in the low-frequency limit:

$$h(t) = \frac{\sqrt{3}}{2} A(t) \cos \left[\int^t 2\pi f(t') dt' + \varphi_p(t) + \varphi_D(t) + \varphi_0 \right] \quad (7)$$

where $A(t)$ is the amplitude modulation, $f = 2/P_{\text{orb}}$ (where P_{orb} is the binary orbital period) is the gravitational wave frequency for systems with zero eccentricity, and φ_0 is the initial phase of the wave at $t = 0$. The polarization phase, $\varphi_p(t)$, represents the phase modulation. The Doppler phase, $\varphi_D(t)$, gives the frequency modulation and the amplitude modulation is described by: $A(t) = \sqrt{(A_+ F^+)^2 + (A_\times F^\times)^2}$. The sensitivity factors, F^+ and F^\times are complicated functions of the position angles and orientation of the binary, as well as the position of *LISA* in its orbit (see Cutler 1998; Rubbo et al. 2004, for specific forms of these functions). The plus and cross polarization amplitudes are given by:

$$A_+ = 2 \frac{G^{5/3}}{c^4 d} \mathcal{M}^{5/3} (\pi f)^{2/3} (1 + \cos^2 i) \quad (8)$$

$$A_\times = -4 \frac{G^{5/3}}{c^4 d} \mathcal{M}^{5/3} (\pi f)^{2/3} \cos i, \quad (9)$$

where d is the distance to the binary, i is the angle of inclination, and the chirp mass is $\mathcal{M} = (M_p M_s)^{3/5} / (M_p + M_s)^{1/5}$. We have used the approach of Rubbo et al. (2004) to calculate the timestreams, which are then added to produce the total observatory data stream, which is then Fourier transformed to produce the illustrated frequency domain representation of the double WD Galactic foreground.

The *LISA* instrument noise is simulated by assuming the power spectral density of the noise is made up of position (or shot) noise given by Cornish (2002):

$$S_{\text{np}} = 4.8 \times 10^{-42} \text{ Hz}^{-1}, \quad (10)$$

and an acceleration noise (converted to strain) given by:

$$S_{\text{na}} = 2.3 \times 10^{-40} \left(\frac{10^{-3} \text{ Hz}}{f} \right)^4 \text{ Hz}^{-1}. \quad (11)$$

These separate components are combined according to:

$$S_n = 4S_{\text{np}} + 8S_{\text{na}} (1 + \cos^2(f/f_*)), \quad (12)$$

where f_* is the transfer frequency. We roll off the acceleration below $f_{\text{min}} = 10^{-5} \text{ Hz}$, so that $S_{\text{na}}(f \leq f_{\text{min}}) = S_{\text{na}}(f_{\text{min}})$. In reality, the *LISA* noise will probably not follow this simple power law all the way down to our choice of f_{min} , but will begin to rise at a higher frequency below 0.1 mHz.

3. RESULTS

Out of our total population of compact remnant binaries with gravitational wave frequencies within the *LISA* sensitivity range, we note that $\sim 76\%$ are double WDs, $\sim 24\%$ are binaries involving a white dwarf and a brown dwarf (WD-BD), while other types of binaries make up the rest (i.e., $< 0.5\%$ of binaries are NS-WD binaries; less than 0.1% are NS-NS). Specific predictions for double compact objects with NSs and BHs are discussed in Belczynski et al. (2008).

Relevant for the current study of double white dwarfs, we find $N = 34.2 \times 10^6$ *LISA* binaries in the disc+bulge population (He, CO, ONe and hybrid WDs)¹¹. Out of

¹¹ When binaries involving brown dwarfs are considered, $N = 45 \times 10^6$.

this population $N_d = 24.8 \times 10^6$ (73 %) and $N_b = 9.4 \times 10^6$ (27 %). We find 8.6×10^6 (25 % of total) of disc binaries are detached and 16.2×10^6 (47 % of total) of disc binaries are RLOF, while for the bulge 3.9×10^6 (12 % of total) are detached and 5.4×10^6 (16 % of total) are RLOF. The total number of detached binaries among the total disc+bulge *LISA* population is 12.5×10^6 (37 %; 8.6×10^6 and 3.9×10^6 for the disc and bulge respectively) while for RLOF, often neglected in previous studies, the number is 21.6×10^6 (63 %; 16.2×10^6 and 5.4×10^6 in the disc and bulge, respectively). Within our RLOF population, $> 99\%$ (21.4×10^6) are AM CVn-like systems (a WD accreting from a helium or hybrid WD), the majority of which are COWD-HeWD binaries.

The number of AM CVn systems which we find to currently exist in the MW can be compared to the estimate of Nelemans et al. (2001a). However, We remind the reader that in our population synthesis, although we do form AM CVn stars through the helium star channel, we only include *binaries consisting of two degenerate objects* in the final results (see Nelemans et al. 2001a, for a description of AM CVn formation channels). Thus, we cannot perform a direct comparison with the AM CVn population of Nelemans et al. (2001a). Nelemans et al. (2001a) find the current number of Galactic AM CVn (double WD channel only) to range between $(0.2 - 49) \times 10^6$, depending on the assumed effective tidal coupling (see their § 3.4), and they find corresponding space densities of $(0.4 - 1.7) \times 10^{-4} \text{ pc}^{-3}$, respectively. Thus, we find that our AM CVn number estimate (21.4×10^6) is in reasonable agreement with that of Nelemans et al. (2001a) if in fact the double WD evolutionary pathway is an efficient channel for creating these systems.

In the study of Roelofs et al. (2007b), it was determined that population synthesis studies were overestimating the space densities of AM CVn binaries, and that the true local space density is $\rho_0 = 1 - 3 \times 10^{-6} \text{ pc}^{-3}$, based on spectroscopic observations of 6 SDSS-I AM CVn stars. Adopting the disc-like density distribution as discussed in § 2, we find that the local space density of AM CVn binaries from our population synthesis model is $2.3 \times 10^{-5} \text{ pc}^{-3}$,¹² which is still an order of magnitude above the most up-to-date observational estimate. It is becoming more clear that mass transfer between two WDs may not be as efficiently sustained as has been assumed in most population synthesis studies, and that a large fraction of these systems should merge upon reaching contact rather than enter the AM CVn phase (Marsh et al. 2004).

3.1. Formation Channels

We note that in our calculations, the total population of WD binaries with GR frequencies between $1 \times 10^{-4} - 1 \text{ Hz}$ comprises roughly 6% of the *total StarTrack* Galactic population of double WDs. While we include all RLOF double WD systems that currently exist in the MW in our study, only 2.3% of Galactic detached double WD systems are accounted for, given the orbital period cut-off of ~ 5.6 hrs. In Tables 1, 2, 3 and 4, we show the evolutionary history (formation channels) of the most common *LISA* double WDs. We indicate the contribution (per-

¹² For a spherical volume with a radius of 200 pc.

centages) of said channel to the population of *LISA* WD binaries from that particular Galaxy component (disc, Tables 1 & 2, or bulge, Tables 3 & 4). The characters and numbers in parentheses in the central column of the tables represent the formation channel histories, and recount various stages of stellar evolution of the primary and secondary star progenitors (see Table 1 caption for description).

In our formation channel notation, for a ‘CO-He’ binary the CO white dwarf is the first formed WD, which is not necessarily the more massive WD (thus is not necessarily the primary star). In general, the detached systems have evolved from progenitors in which the stars initially have comparable masses,¹³ thus first RLOF mass transfer is more often dynamically stable and the binary does not undergo a CE at this stage (such as He-He detached double WDs). Typically the detached double WD progenitors go through only one CE event, where as in many cases the RLOF binaries undergo two CE events.

We wish to point out that in the case of several RLOF binaries (e.g., those involving hybrid donors), there is a short-lived detached phase preceding the long-lived RLOF phase. For example, in the evolutionary history of a COHyb-R1 binary, the progenitor system only spends $\sim 10^2$ Myr as a detached CO-Hyb WD after the second CE phase before driven to contact via GR. Once contact is reached however, the binary will spend a long time (Gyr) as a stable RLOF system. This explains why the COHyb-R1 channel shows up in Table 2, but its predecessor COHyb detached channel is absent in Table 1 (COHyb-D1 binaries only account for $\sim 1\%$ of the disc formation channels for *LISA* double WDs).

In Figure 1, Figure 2, Figure 3 and Figure 4 we show in (arbitrary) colour the number densities of the most common formation channels for the detached and RLOF populations in the disc and bulge. We do not include the less-populated formation channels in the plot or it would be very difficult to distinguish between channels. We do however include some formation channels involving brown dwarfs, since even though these binaries do not significantly affect the overall GR signal (and we have ignored them in the signal calculation), they are relatively abundant, specifically in the bulge population.

It is expected that the disc would host binaries which have evolved from a wider variety of formation channels than the bulge, since the age of the disc binaries extends over a large range: \sim few hundred Myr to 9 Gyr. Note that high frequency systems only exist in the Galactic disc. There is a depletion of very high frequency (few minutes orbital period) RLOF systems in the bulge since the present bulge population only contains double white dwarfs with long-lived (> 9 Gyr) formation histories. All of the heavier (ONe+CO, CO+CO, CO+hybrid) binaries originating from more massive progenitors which were born during star formation in the bulge have either long since merged, or in the case of RLOF binaries, the stars has long since reached contact and are now exchanging mass in RLOF on slowly expanding orbits.¹⁴ Once any system encounters stable RLOF the binary’s orbital pe-

riod increases as a consequence of conservation of angular momentum under continued mass exchange, since the less-massive (larger) WD is losing matter to the more massive WD. For the Galactic disc, some WD binaries are still relatively young, and are in an earlier phase of stable RLOF and thus we ‘catch’ these mass transferring systems at shorter orbital periods (GR frequencies above ~ 4.5 mHz; $P_{\text{orb}} \lesssim 7 - 8$ min).

Typical detached evolution: Detached double CO-WDs are formed through a variety of evolutionary channels. For the most prominent CO-CO channel (COCO-D1, see Table 1), one particular example of evolution proceeds as follows: Two MS stars (2.88 and $2.45 M_{\odot}$) start out with a P_{orb} of 14.2 days and an eccentricity of 0.54 when the MW is 9180 Myr old. At 9602 Myr, the more massive star (s1) begins to evolve off of the MS and becomes a Hertzsprung Gap star. Shortly thereafter s1 fills its Roche Lobe and begins to transfer matter to the companion (interaction between component stars aids in circularizing the orbit; $P_{\text{orb}} \sim 4.5$ days). RLOF is dynamically stable, and since s1 quickly becomes the less-massive star during mass transfer P_{orb} increases (to ~ 143 days), and RLOF stops at 9607 Myr when s1 is a red giant ($0.44 M_{\odot}$; core mass $0.43 M_{\odot}$) and s2 ($3.67 M_{\odot}$) is still on the MS. s1 continues to evolve and shortly thereafter becomes a (naked) helium star ($0.44 M_{\odot}$), as it has lost the remaining part of its depleted (by prior RLOF) envelope. At 9731 Myr, s2 has evolved off of the MS to become a Hertzsprung Gap star. By 9777 Myr, s2 has now evolved into an early AGB star ($3.62 M_{\odot}$), and the orbital period has decreased to 81 days due to tidal interactions (expanding s2; s1 is still a helium star). s2 then fills its Roche Lobe, and since now the mass ratio is rather large ($M_{\text{don}}/M_{\text{acc}} \approx 8$) the mass transfer is dynamically unstable, leading to a CE phase. After the CE event the donor (s2) has become a Hertzsprung Gap helium star ($0.82 M_{\odot}$) and P_{orb} has decreased by more than 2 orders of magnitude to 3 hours. The orbit then starts to decay slightly due to angular momentum losses associated with GR emission, and there is a brief RLOF phase in which the Hertzsprung Gap helium star (s2) loses $\sim 0.1 M_{\odot}$, half of which is gained by s1 (still a helium star, now $0.49 M_{\odot}$). When the MW is 9779 Myr old, s2 finally becomes a CO WD (primary WD). s1 continues to burn helium and becomes a Hertzsprung Gap helium star at 9838 Myr ($P_{\text{orb}} = 2.7$ hours). Within 20 Myr, s1 then becomes a low-mass CO WD (secondary WD) finishing its helium star evolution. At 10 Gyr (present) the system is found as a detached double CO WD with component masses of 0.70 & $0.49 M_{\odot}$, and $P_{\text{orb}} = 2.28$ hours ($f = 0.24$ mHz). The two WDs will be brought together in ~ 300 Myr due to GR emission. The system is expected to merge due to dynamically unstable mass transfer with a combined mass of $1.19 M_{\odot}$ (pre-merger orbital period of ~ 1.3 minutes). The total mass of the merged system does not exceed the canonical Chandrasekhar mass and so it is an unlikely Type Ia Supernova progenitor, though may result in the formation of a massive rapidly rotating WD (Saio & Nomoto 2004; Yoon & Langer 2005).

Typical RLOF evolution: In Figure 5 we show a reached a lower mass limit of $0.01 M_{\odot}$ at which point we no longer follow the evolution.

¹³ Many RLOF systems originate from systems in which the initial primary star was much more massive than the initial secondary, leading to a CE.

¹⁴ We also note that in certain cases, particularly for bulge RLOF systems such as some AM CVn binaries, the donor has

sentative evolution through RLOF for one of the Galactic double WDs, a COHe-R1 channel system (see Table 2). The primordial binary consists of two low-mass MS stars (2.60 and $1.40 M_{\odot}$) on a wide ($P_{\text{orb}} = 31.0$ year) and eccentric ($e = 0.9$) orbit, born when the MW is 5410 Myr old. At 5966 Myr the more massive star (s1) begins to evolve off of the MS. The orbit begins to shrink due to tidal interactions and by 6126 Myr, s1 is an early AGB star, the orbit has circularized ($e = 0$) and the period has decayed to 2.5 years. Within 1 Myr s1 becomes a late AGB star. Magnetic braking (convective envelope of s1) dominates angular momentum loss and the orbit decays slightly. s1 fills its Roche-Lobe (6127 Myr) and mass transfer is unstable, leading to a CE phase and a drastic decrease in orbital period (from 2.4 years to 8.2 days). s1 then becomes a COWD (primary WD, $0.64 M_{\odot}$). At 8782 Myr, s2 evolves off of the MS. The orbit decays due to magnetic braking (convective s2), and at 9085 Myr s2 initiates a CE phase resulting in another prominent period decrease (6.1 days to 30 mins) and the loss of its hydrogen-rich envelope. s2 then becomes a He WD ($0.22 M_{\odot}$). GR causes the WDs to come into contact a few Myr later ($P_{\text{orb}} \sim 3$ mins), and the secondary (s2) fills its Roche-Lobe. The mass ratio is only ~ 0.34 thus RLOF is stable, and an AM CVn system is born. Initially mass transfer is quite rapid (see Figure 5 top panel), but a slower mass transfer phase follows. The binary is found at 10 Gyr with $P_{\text{orb}} \sim 1$ hour (~ 0.6 mHz) and component masses of 0.83 and $\sim 0.01 M_{\odot}$ for the CO and He WDs, respectively. Many of the 25 observed AM CVn binaries’ parameters are uncertain, and detection of these systems is biased against the typical, longer-period systems with lower mass transfer rates. However this particular simulated binary’s properties are somewhat similar to the very few long-period AM CVn binaries which have been detected (e.g., SDSS J1552 & CE 315), though the nature of the donors is still unknown (Anderson et al. 2005; Roelofs et al. 2007b)).

3.2. Detached population characteristics

Characteristic properties of the entire detached population are shown in Figure 6. Disc systems are found at all orbital periods (top panel) within the *LISA* sensitivity range, with a drop in number at shorter periods due to the fact that once systems reach contact, double WDs either fall into the RLOF population or otherwise merge and drop out of the *LISA* population altogether. Secondary (M_s , less massive WDs, middle panel) lie predominantly in four regions: $\sim 0.1 M_{\odot}$ (He WDs with CO primaries), a prominent peak near $0.3 M_{\odot}$ (mostly He with some hybrid WDs with mostly CO or He companions), a small clump near $0.5 M_{\odot}$ (CO secondaries with CO primaries) and a short peak at $\sim 0.7 M_{\odot}$ (CO or sometimes ONe secondaries with either CO or ONe primaries). The He secondaries with very low mass ($0.1 M_{\odot}$) derive from the same formation channels as cataclysmic variables (similar systems have been discussed in Podsiadlowski (2008)), in which a CO WD accretes from a low-mass main sequence star for several Gyr (note the higher number of these systems in the Galactic bulge). Eventually the donor becomes fairly exhausted of its hydrogen supply, and meanwhile has built up a significant helium core. The donor eventually is depleted of so much mass that it reaches the hydrogen burning limit ($0.08 M_{\odot}$), and

thus becomes degenerate (in this case, helium rich; a helium WD). Many of the systems whose secondary mass peaks near $0.3 M_{\odot}$ are progenitors of AM CVn stars (COHe), while most of the binaries involving more massive progenitors (CO, ONe) will likely merge once they reach contact. Primary WDs (M_p , more massive WD; bottom panel) display a peak at $0.3 - 0.4 M_{\odot}$, though most primaries have masses $0.5 - 0.8 M_{\odot}$, and a smaller number of systems are quite heavy ($0.8 - 1.4 M_{\odot}$). The low mass peak is comprised of He WD primaries, with He secondaries. The majority of the rest are CO WDs, with either He or CO secondary companions. In both the middle and bottom panels, we note that there are relatively fewer heavy WDs in the bulge population. This is because all of the more massive progenitors (e.g., CO-CO) have had a sufficiently long enough time to evolve off of the main sequence, encounter 1 or 2 CE phases, reach contact (GR is also more efficient at bringing together two CO WDs than two He WDs) and have either merged out of the population altogether or in some cases, have moved into the RLOF population. A two-dimensional greyscale plot is presented in Figure 7, where we show the relation between secondary and primary masses of *LISA* binaries in the Galactic disc, presented in terms of relative total percentages of *LISA* double WDs.

3.3. RLOF population characteristics

Characteristic properties of the entire RLOF population are shown in Figure 8. The RLOF systems with the maximum P_{orb} (lowest GR frequencies) appear at ~ 75 minutes ($\log(f_{\text{gr}}) = -3.34$). The shape of the period distribution (top panel) is due to the fact that most systems spend the majority of their time at periods of ~ 1 hr during the dynamically stable RLOF phase. As indicated previously, 99 % of RLOF systems are AM CVn (a WD accreting from a He or hybrid WD). For most WD binaries, at the onset of stable RLOF orbital periods are on the order of only a few minutes, and mass transfer rates are initially high (see Figure 5, top panel). The donor quickly becomes exhausted of most of its mass, the mass transfer rate decreases and the period continues to increase, though at a much slower rate. In the middle panel we show WD secondary masses, which is strongly peaked at $\sim 0.01 M_{\odot}$, with a slight drop-off to $0.045 M_{\odot}$. These WDs are comprised of mostly He WDs, some hybrid WDs and a small number of CO WDs. The ‘pile-up’ of WDs at $0.01 M_{\odot}$ stems from the fact that once a AM CVn WD-WD progenitor reaches contact, initially the mass transfer rates are high ($\sim 10^{-6} M_{\odot} \text{ yr}^{-1}$) and the donor is rapidly exhausted of mass, thus it is rare to catch AM CVn secondaries which are relatively massive ($> 0.02 M_{\odot}$). In the bottom panel we show the distribution of masses among the primary WDs, which are mostly CO WDs, with a small contribution of ONe WDs (masses $> 1.3 M_{\odot}$). We show in Figure 9 a two-dimensional greyscale plot of RLOF *LISA* binaries in the Galactic disc, presented in terms of relative total percentages of *LISA* double WDs.

4. *LISA* SIGNAL

During a one-year observation period, the width of a resolvable frequency bin is $\Delta f = 1 \text{ yr}^{-1} \approx 3 \times 10^{-8} \text{ Hz}$. Below 1 mHz , there are hundreds to thousands of binaries per resolvable frequency bin, causing the signal to be

confusion-limited. In our simulation, below ~ 0.45 mHz the only contributing binaries to the *LISA* signal are the detached double white dwarfs.

The *LISA* spectra (amplitude densities, or spectral amplitudes h_f) for the Galactic double WDs were calculated using the sophisticated *LISA* simulator of Benacquista et al. (2004), and are shown in Figure 10. Close binaries which evolve to contact, such as precursors to the AM CVn population or progenitors of white dwarf mergers, will spend a very short time (< 1 Myr) at GR frequencies > 0.01 Hz ($P_{\text{orb}} \lesssim 3$ minutes, provided they reach these short periods), and this is reflected in our original *StarTrack* calculations. Thus, we artificially truncate the signal above 0.01 Hz since we simply do not have a large enough number of *StarTrack* binaries above this frequency in order to accurately extrapolate them to the total number of Galactic systems here. However, we expect the number of *LISA* systems above 0.01 Hz to be $\lesssim 10^3$. In the bottom panel, we show the spectra from the four Galactic sub-populations, while in the top panel we show the full spectra for the combined population (grey) with a running median over 1000 frequency bins (white). The white curve represents our Galactic double WD foreground (see § 4.2). We also show the foreground estimates of Nelemans et al. (2004) (dotted pink) and Hils & Bender (2000) (dashed orange) for comparison. The foreground of Nelemans et al. (2004) was artificially truncated beyond ~ 2 mHz, above which individual binaries were expected to be resolvable in that work. It immediately comes to attention that the bulge binaries (green and mauve; lower panel) do not contribute to the GR signal above $\log(f_{\text{gr}}) = -2.35$ ($f_{\text{gr}} = 4.5$ mHz) for reasons discussed in § 3.1. Also, the RLOF binaries do not contribute to the signal at low frequencies (below $\log(f_{\text{gr}}) = -3.34$, $f_{\text{gr}} = 0.45$ mHz) since these are binaries which have been in a state of RLOF for a prolonged period of time, and are on very slowly expanding orbits (largest orbital periods ~ 75 minutes). Additionally, once the donor mass drops below $0.01 M_{\odot}$, we stop the calculation thus these very low-mass, low frequency systems do not contribute to the calculated *LISA* signal.

The RLOF disc signal (blue; lower panel) becomes comparable to the detached disc signal (red; lower panel) at frequencies above $\sim \log(f_{\text{gr}}) = -2.5$ ($f_{\text{gr}} \sim 3$ mHz). In our calculations, the AM CVn binaries spend only a short period of time ($\sim 10^1 - 10^2$ Myr) as detached double white dwarfs, where as they may spend \sim Gyr in the RLOF phase. This is likely a consequence of the common envelope prescription that we have employed, and most AM CVn systems go through a double CE (COHER1 channel). The Webbink (1984) CE prescription with $\alpha \times \lambda = 1$ produces relatively close post-CE white dwarfs, and so it does not take long for the stars to be brought into contact via gravitational radiation once the detached double white dwarf has been formed.

In the upper panel, we show our combined signal (grey) and the median foreground (white line) alongside the astrophysical foreground estimates of Hils & Bender (2000) and Nelemans et al. (2004), both of which include detached and AM CVn binaries. Note that our foreground is significantly lower than the classic Hils & Bender (2000) estimate at low frequencies, and is more comparable to the curve of Nelemans et al. (2004) in this regime (see below). Our foreground curve has been smoothed

over 1000 bins, but some ‘bumpiness’ still exists at higher frequencies due to low number statistics. In contrast to some previous studies where the signal has been truncated at higher frequencies, we show the curve over a significant portion of the *LISA* bandwidth; up to 0.01 Hz. Since our original *StarTrack* binary population was scarcely populated at high frequencies, consequentially we could not generate smooth formation channel PDFs (§ 2.2) for high-frequency systems.

Our level of foreground signal is below that of Nelemans et al. (2004) for GR frequencies $\lesssim 0.0013$ Hz. This is in part due to the fact that at low frequencies, there is an overall lack of *LISA* binaries, since a large fraction of our *LISA* binary population are RLOF systems and hence do not exist at the low end of the frequency spectrum.¹⁵ The median chirp mass of our double white dwarfs at frequencies below ~ 0.0013 Hz is $\sim 0.38 M_{\odot}$ (disc) and $0.31 M_{\odot}$ (bulge).

Despite the large number of RLOF systems in part of the low frequency, confusion-limited region of the Galactic gravitational wave spectrum (Figure 2 and Figure 4), the amplitude of the gravitational wave signal at low frequencies is dominated by the detached double WDs. Mass-transferring binaries at the lower frequencies have undergone a significant amount of mass transfer, which leaves them with lower chirp masses than the detached binaries. As discussed previously, RLOF systems do not occur with orbital periods greater than ~ 2.5 hours ($f_{\text{gr}} \lesssim 0.45$ mHz). Consequently the gravitational wave amplitude of the RLOF systems (both from the disc and from the bulge) does not contribute very strongly to the overall foreground noise in the low-frequency regime. The GR amplitude from the bulge is smaller than that of the disc for both (corresponding) detached and RLOF components of disc, primarily due to the fact that the stellar mass of the bulge is $\sim 1/3$ the mass of the disc, and contains fewer *LISA* double WDs.

4.1. Transition Frequency

The ‘transition frequency’ is said to correspond to the GR frequency at which the gravitational wave spectrum transitions from confusion-limited to individually resolvable sources. The exact conditions which are necessary in order for this to occur (one possibility would be when the average number of binaries per frequency bin drops below 1) are not completely clear. The addition of RLOF systems to the detached population will increase the frequency at which the average number of binaries per bin drops below 1, simply by adding more sources to the population. This is particularly so since RLOF binaries are able maintain short orbital periods (for longer than their detached counterparts) once contact has been established. Furthermore, as the transition frequency increases, the spread of the signal due to the motion of *LISA* also increases, thus the signals will continue to overlap at higher frequencies than might be inferred from a simple analysis of the number of binaries per resolvable frequency bin. For a simple detached system in a circular orbit whose orbital period is evolving solely due to the emission of GR, seven parameters are needed to fully

¹⁵ We wish to point out that the number of binaries per resolvable frequency bin at 0.0001 Hz in Nelemans et al. (2001) is a factor of ~ 2 higher than ours.

characterize the signal. Basic estimates from information theory describe how the limited amount of information in the *LISA* data stream can be mapped into an equivalent amount of information about detected binary systems. A common rule of thumb is the “three-bin rule”: at least three (otherwise unpopulated) frequency bins of *LISA* data are needed to resolve a seven-parameter binary source (see Timpano et al. 2006, and references therein for a discussion). One can reasonably expect that a mass-transferring system will require more parameters to characterize the GR signal, and consequently more frequency bins to individually resolve the source. Therefore, the average number of binaries per frequency bin is not a particularly good indicator of how the transition frequency changes with the addition of the RLOF population.

For the sake of comparison with previous studies, we have estimated the transition frequency using the 3-bin rule method. The point at which *LISA* binaries *start* to occupy one source per three frequency bins is found to be 1.5 mHz for the detached *LISA* binaries only, which is comparable to Nelemans et al. (2001b) and Nelemans (2003b), who found a transition frequency of 1.5–2 mHz see also (Nelemans et al. 2004, for a discussion of the inclusion of AM CVn binaries in the confusion limit calculation). However we find that when we consider the entire *LISA* population of double WDs, the transition frequency is increased to 2.4 mHz. We would like to however point out that these frequencies do not represent the frequencies above which one expects to resolve all *LISA* binaries; there are still a number of populated bins at higher frequencies.

The 3-bin rule method of estimating the frequency at which binaries start to become resolved is not a robust method, since it is expected that at these higher frequencies, the frequency evolution due to mass transferring binaries can contribute a significant additional spreading of the signal. Further, this method does not take into account important criteria such as Doppler, phase and amplitude modulation, and one should consider alternative (more technical) methods in computing the threshold frequency region (e.g., Chapter 2 of Ruiter 2009). In the following subsection, we discuss an approach other than the 3-bin rule of thumb to identify the population of resolved sources. Instead of using a general estimator like the transition frequency, it is possible to use a predicted signal-to-noise ratio for any particular system to determine whether it is potentially resolvable or not (see also Timpano et al. 2006).

4.2. Noise

For *LISA* observations of length T_{obs} the sensitivity to a particular binary source can be expressed by constructing a simple estimator of the signal-to-noise ratio (SNR). For circularized compact binaries, long observations will narrow the bandwidth of the source, and the binary will appear in the Fourier spectrum as a narrow spectral feature with root spectral density $h_b(f)$, given in terms of the strain amplitude h_o as (Larson et al. 2000)

$$h_b(f) = h_o \sqrt{T_{obs}}. \quad (13)$$

LISA will detect binaries in the presence of competing sources of noise. There will be two components to

the noise in *LISA* analysis: instrumental noise in the detector itself, and irreducible astrophysical noise from the total population of Galactic close binaries. The instrumental component of the noise is given by the shape of the *LISA* sensitivity curve (Larson et al. 2000). In this work, the Galactic foreground noise is computed from the synthesized Galaxy itself (i.e., with *StarTrack*). The gravitational wave strength of every binary in the synthesized Galaxy is estimated from its parameters, and a running median of the total signal is computed as a function of frequency. Since the total number of individually resolved binaries is expected to be small compared to the total population, the running median should be a good estimate of the residual astrophysical noise foreground that would result from a fully realized science analysis procedure. The foreground resulting from this procedure has been shown in Figure 10 (top panel). Additionally, we have calculated the median foreground signal which is expected to arise from the unresolvable sources alone (the ‘Reduced Galaxy’), which is likely a more realistic estimate of the true Galactic foreground. In Figure 11, we show the Galactic foreground alongside the Galactic foreground signal minus the signal arising from the sources which were determined to be resolvable using our signal-to-noise estimate technique, assuming a SNR ratio > 5 , (see § 4.3). Alongside our Galactic foregrounds we show for comparison the standard *LISA* sensitivity curve as well as the average Michelson noise of *LISA*. The latter curve (see § 2.3) is a more appropriate comparison of the *LISA* instrumental noise with our calculated gravitational wave signal from the Galactic binaries, as both curves (our signal and the Michelson noise) account for directional and frequency dependencies of the wave as measured by *LISA* (Rubbo et al. 2004). The standard *LISA* sensitivity curve (Larson S.) is often presented in the literature, and is an approximation of the spectral amplitude h_f scaled from the barycentred sensitivity amplitude h_o from the *Online Sensitivity Curve Generator*.

The ultimate level of the confusion foreground (and as a result, the ultimate SNR of any given source) will depend strongly on the actual data analysis algorithm used to identify and subtract sources. To date no fully realized implementation of such a procedure has been developed. The computed foreground shown here should be a good estimate to the output of a fully developed analysis procedure.

4.3. Resolvable Sources

Though millions of double WDs are expected to be detected with *LISA*, a much smaller number of these systems are predicted to be resolved, depending upon the physical properties of each binary (see also Stroeer et al. (2005) for a discussion). Due to the small separations of these compact binaries, Cooray et al. (2004) predicted that nearly 1/3 of the resolved *LISA* binaries will be eclipsing in the optical regime and thus will offer an opportunity for these systems to be studied with follow-up observations, allowing for the determination of WD physical parameters (i.e., radii). It has been noted by Nelemans (2009) however that the intrinsic brightness of white dwarfs was overestimated in Cooray et al. (2004), thus the expected number of *LISA* double white dwarfs with electro-magnetic counterparts should be lower. Nelemans (2009) predict a smaller,

though still relatively optimistic number of *LISA* systems which may have optical and/or near infrared counterparts; possibly as many as ~ 2000 sources (see their § 3.3).

The total effective noise in the detector (instrumental + foreground) is given by the spectral amplitude $h_f(f)$, and the SNR is estimated as (Larson et al. 2000)

$$SNR \simeq \frac{h_b(f)}{h_f(f)} = \frac{h_o \sqrt{T_{obs}}}{h_f(f)}. \quad (14)$$

A binary is deemed “resolvable” (distinguishable from the confusion limited Galactic foreground) if its SNR is greater than some detection threshold (typical SNR ≥ 5). Additionally, resolved sources in the population are sorted into *monochromatic sources* and *chirping sources*. Monochromatic sources do not evolve appreciably over the *LISA* observing time, T_{obs} . A binary is considered to be chirping if its frequency changes by more than the *LISA* frequency resolution, $\Delta f \geq 1/T_{obs}$. This criteria is a conservative one, as the expectation is *LISA* will be able to detect frequency changes which are smaller than the frequency resolution Δf (Takahashi & Seto 2002). The detection of binaries with appreciable evolution in f (or ‘chirp’) is useful, since this frequency evolution allows for the determination of \mathcal{M} , from which the distance to the source can be calculated (see e.g., Nelemans et al. 2001b).

The estimate of the SNR in Eq. (14) will not be precise in the regime where orbital periods change on timescales short compared to the observation time, or where the shape of the instrumental noise changes appreciably as a function of frequency. However, this simple estimator is a good tool to use as a first cut in a search over a large population of sources where a calculation of the SNR for each binary would be computationally prohibitive. For the purposes of this paper, this estimator should be perfectly adequate since in large part the binaries of interest are not chirping across a significant portion of the *LISA* band during T_{obs} . Once a set of Galactic binaries has been identified using the simple estimator in Eq. (14), it is computationally plausible to consider a more robust estimation of the SNR for each system which can then be constructed from the data analysis technique of choice. For example, with chirping binaries a good estimate of the SNR can be motivated from matched filtering techniques by integrating over a binary’s spectral energy distribution, dE/df (Flanagan & Hughes 1998).

Using this simple SNR estimator to resolve *LISA* binaries, we find that a total of ~ 11300 double white dwarfs will be resolvable in our Galactic sample: ~ 600 chirping and ~ 10700 monochromatic. This is inferred under an optimistic assumption that all binaries with a SNR > 5 have a chance to be resolved. Within the resolvable population, we find ~ 4000 AM CVn binaries and ~ 500 possible Double Degenerate Scenario - DDS; Iben & Tutukov (1984); Webbink (1984) - SN Ia progenitors (detached CO WD binaries which will merge within a Hubble time, whose total mass exceeds the Chandrasekhar mass limit). Out of these possible SN Ia progenitors, the majority are formed through the COCO-D4 channel, which involves the most massive primaries on the ZAMS. As for the AM CVn resolvable binaries, 7 % are chirping and arise mostly from COHe-R1

and COHyb-R1 channels, in near-equal numbers. Both formation channels involve two CE events and thus if these systems will be resolved with *LISA*, they will serve as useful objects for understanding close binary evolution. Additionally, a number of progenitor AM CVn binaries are resolvable (~ 3000 ; detached channels), but only ~ 100 of these are chirping.

If we relax our criteria and assume that any binary with a SNR > 1 is potentially resolvable, we find ~ 43000 resolvable double WDs (~ 1000 chirping, ~ 42000 monochromatic). Additionally, we find ~ 2800 *LISA* binaries with SNR > 10 , ~ 300 of which are chirping sources. The binaries with large SNR ($\gtrsim 10$) typically all have orbital periods < 2000 s ($f_{gr} > 0.001$ Hz) and have either just recently encountered RLOF, thus they still have relatively large chirp masses, or they are close to reaching contact.

In Table 5 we show a breakdown of the 11300 (2800) potentially resolvable *LISA* double WDs which have SNR > 5 (SNR > 10), with percentages relative to the resolvable population in question. The properties of resolved systems reflect some of the selection effects that are expected to arise from using *LISA* to identify double WDs. Systems with short orbital periods (and consequently high gravitational wave frequencies) are favored both because the amplitude of the signal scales as $f^{2/3}$ and because the number of binaries per bin drops with increasing frequency. Furthermore, systems with large chirp masses are favored simply because the amplitude of their GR scales as $\mathcal{M}^{5/3}$. Thus, we see that the resolvable population is biased toward high mass, high frequency (short period) systems. Realistically speaking, it is still unclear as to which method(s) of detecting resolvable binaries with *LISA* will be most successful, and so we have discussed the likelihood of potentially resolving individual binaries using a few different methods.

Detached resolved sources. A large number of the resolved sources are of the HeHe-D1 channel, where two initially low-mass ($\sim 1 M_{\odot}$) evolved stars lose their envelopes during mass transfer phases. HeHe-D1 are not only the most numerous channel of the detached systems (Table 1 and Table 3), but also extend to high GR frequencies. Lumping all of the COCO-D formation channels together, COCO detached binaries make up $\sim 13 - 18$ % of the resolved population, and potential DDS progenitors make up 5% of the total resolved population. Though HeCO-D1 double WDs are more numerous compared to COHe-D1 binaries, fewer of them are resolved. We note that COHe-D1 progenitors involve two CE phases (HeCO-D1 only one), and overall occupy closer orbits thus contributing to higher GR frequencies.

RLOF resolved sources. For RLOF systems, the majority are of AM CVn-type. The most common RLOF channel is COHe-R1, followed by COCO-R1. COCO-R1 binaries are not common, but they lie on very close orbits, consisting of a massive ($\sim 1 M_{\odot}$) CO WD accreting matter from a low-mass ($< 0.2 M_{\odot}$) CO WD. The resolved COHe-R1 AM CVn systems account for most of the total number of resolved AM CVn binaries. Since the formation of these systems involves two CE events, future *LISA* observations may put some very useful constraints on this rather uncertain evolutionary phase which is crucial to the formation of close binaries.

However, when comparing relative formation scenarios of AM CVn binaries, we must keep in mind that the precise behaviour of the stars upon reaching contact - and the exact physical conditions of the donor at contact - are still unclear, as are the physical characteristics of the AM CVn progenitors themselves. Further observations and detailed modeling will be an important step toward understanding the donors in AM CVn type systems (Deloye et al. 2007). For example, deviations from the equilibrium evolution of AM CVn systems, e.g., brought on upon by changes in the mass transfer rate following a nova explosion, result in a measurable frequency evolution which can greatly differ from that which is expected for the long-term, equilibrium evolution case. This was already shown by Stroeyer & Nelemans (2009); if short-term changes in the evolution of AM CVn systems are neglected, it can lead to erroneous estimations of some of the binary parameters.

5. COMPARISON WITH PREVIOUS STUDIES

The number of binaries important in context of the *LISA* GR signal was estimated by Hils et al. (1990) and in their work they predicted 3×10^7 Galactic close double WDs (orbital periods $\lesssim 1$ day) based upon a surface density star formation rate. However that estimate seemed to over-predict the observed local density of double WDs available at that time. They concluded that even if they decreased the estimated space density by a factor of 10 (decreasing the total number of Galactic double WDs), close WD binaries would continue to dominate the *LISA* GR signal at low frequencies (Hils et al. 1990, § 1). Population synthesis studies (e.g., Nelemans et al. 2001) which incorporate current estimates of Galactic star formation rates and SNe rates result in a higher number of Galactic double WDs ($\gtrsim 21 \times 10^7$)¹⁶, albeit the majority of these would have orbital periods too large to be detectable with *LISA*. Still, we note here that current estimates of the number of double WDs with GR frequencies detectable with *LISA* are a factor of ~ 10 higher than those used in 1990.

To populate the Galaxy (the disc only), Hils et al. (1990) used the density distribution

$$\rho = \rho_0 e^{-R/R_0} e^{-|z|/z_0}, \quad (15)$$

where ρ_0 is the central density, R and z are galactocentric cylindrical coordinates, and R_0 and z_0 are the radial scale length and vertical scale height of the Galactic disc, respectively. Hils et al. (1990) used $z_0 = 90$ pc in their study, and while though a reasonable assumption for the scale height of the thin disc, likely led to their (too) low estimate of double WDs. More recently, it has been noted (e.g., Benacquista & Holley-Bockelmann 2006) that the scale height for the binary population may be much higher ($z_0 \sim 200$ pc) than that used in Hils et al. (1990).

The Hils & Bender (2000) curve is a modified result based on Hils et al. (1990), who in calculating the GR amplitude in 1990, used too low of a space-density estimate for double WDs. In the original study of Hils et al. (1990) which neglected RLOF systems, Galactic double WDs begin to dominate the GR amplitude at ~ 0.1

mHz, and continue to dominate until ~ 1.6 mHz, where the average number of sources per resolvable frequency bin drops below 1 (similar results for the transition frequency were found in their study that included RLOF systems; Hils & Bender (2000)). The analytical study of Hils et al. (1990) was not directly comparable to more recent studies of the *LISA* foreground which utilized more sophisticated techniques. Timpano et al. (2006) performed a re-calculation of the analytical Hils et al. (1990) GR foreground for Galactic binaries in order to compare the results directly to those of Nelemans et al. (2001b) (see Timpano et al. 2006, their Figure 10). Little was known about the true space density of double white dwarfs at the time of the Hils et al. (1990) study, and since Timpano et al. (2006) was based on these results which underestimated the space density (and hence total number) of Galactic white dwarf binaries, the Timpano et al. (2006) study had a 90% decrease in source density as compared to the study of Nelemans et al. (2001b). This reduction in number of systems resulted in a decrease in the foreground GR amplitude. Until more recent observations of double white dwarfs were available to better constrain the space density (Warner 1995; Roelofs et al. 2007b), the error went undetected for some time, as this decrease was serendipitously counteracted by an increase in amplitude imposed by the (too) large double WD chirp masses used in the Hils et al. (1990) and Timpano et al. (2006) studies. In short, the studies of Timpano et al. (2006) (recalculated Hils et al. (1990)) and Nelemans et al. (2001b) have comparable foreground levels, albeit for different physical reasons. An increased number of observations of WD binaries since the time of the Hils et al. (1990) study (i.e., SPY project Napiwotzki et al. 2004; Anderson et al. 2005) have confirmed that the (lower) WD masses used by Nelemans et al. (2001b) coincide more closely with the masses of WDs in binaries, where the masses used in Hils et al. (1990) do not (see also Nelemans 2003b; Timpano et al. 2006, for further discussion).

Based on Evans et al. (1987), Nelemans et al. (2001b) used the criterion that the transition frequency occurs when the average number of binaries per bin drops below 1, and they found the transition at ~ 1.6 mHz. They also found that 12124 detached double WDs will be resolved with *LISA*, assuming all systems above the *LISA* sensitivity limit (a signal-to-noise of 1) are detectable. In their study which included AM CVn systems, Nelemans et al. (2004) found a transition frequency closer to ~ 2 mHz, and that a total of ~ 22000 Galactic double WDs (half detached and half RLOF) would be resolvable. For a signal-to-noise ratio of 1, we find that ~ 43000 double white dwarfs with GR frequencies < 0.01 Hz are potentially resolvable with *LISA*. However, in order to perform a reasonable comparison with Nelemans et al. (2001b), we need to consider only those binaries whose GR frequencies are above ~ 2 mHz (and below 0.01 Hz; see § 4). In this case, we find that ~ 25000 double white dwarfs may be resolvable with *LISA*.

In previous studies, it was assumed that the level of the Galactic foreground will not contribute above the frequency at which the average number of sources per bin drops below 1 (coined the ‘transition frequency’). Since those studies do not calculate the GR signal beyond the

¹⁶ We find $\sim 5 \times 10^8$ double WDs in the Milky Way.

transition frequency, above ~ 2 mHz their results cannot be compared with ours. We find that the frequency at which the WD foreground drops below the instrumental noise level ($\sim 6 - 8$ mHz) is above the transition frequency which was found in previous studies. In contrast to previous work, it is expected that at higher frequencies ($\gtrsim 3$ mHz) the RLOF systems may contribute more significantly to the *LISA* signal than detached systems. This has implications for the ‘transition frequency’ between unresolved and resolved systems: the transition frequency is shifted to higher frequencies with the addition of RLOF systems.

Since we do not follow the evolution of non-degenerate stars in our *LISA* calculations, the binaries involving ‘pre’-hydrogen WD donors (i.e., CVs) are not shown on the figures, though we note they would make some contribution to the *LISA* data stream. We do not include the ‘brown dwarfs’ in our *LISA* signal populations, though we note that binaries involving these brown dwarfs will not contribute significantly to the Galactic gravitational wave background as these binaries have very low chirp masses. Since the formation of such objects takes on average several Gyr, it is however important to include them when considering very old stellar populations such as the Galactic halo (Ruiter et al. 2009), where these systems comprise over 70 % of the entire remnant binary population. In that work, it was found that the *LISA* GR signal from halo white dwarfs will be at least an order of magnitude below the signal arising from Galactic (disc+bulge) white dwarf binaries.

6. SUMMARY AND CONCLUSIONS

We have used the population synthesis binary evolution code *StarTrack* and the detailed *LISA* simulator of Benacquista et al. (2004) to calculate the gravitational wave foreground arising from close white dwarf binaries in the Milky Way disc and bulge. Our population synthesis includes both detached and mass-transferring binaries, and it is found that the mass-transferring (RLOF) binaries begin to contribute significantly to the foreground noise at high GR frequencies ($\gtrsim 3$ mHz, Figure 10 bottom panel).

Our results are in general agreement with the analytical study of Hils & Bender (2000) and the population synthesis study of Nelemans et al. (2004) for the low frequency regime: the *LISA* signal is dominated by detached binaries. However, in contrast to previous studies, it is found that, despite the fact that the ‘transition frequency’ is found to be ~ 2.4 mHz using the 3-bin rule of thumb, at frequencies above ~ 3 mHz the presence of RLOF binaries will likely make it difficult to resolve individual sources, and we find that the *Galactic foreground dominates the LISA noise up to at least ~ 6 mHz*. This is because the RLOF binaries add to the total number of *LISA* systems at high frequencies, and at high frequencies the RLOF systems chirp backward and spread out over more frequency bins, which offers a new set of challenges for *LISA* data analysts. The details of the true orbital period evolution due to mass transfer and possible tidal effects (e.g., Deloye & Bildsten 2003; Bildsten et al. 2006) are not well understood, and this uncertainty may impact the ability of future data analysis schemes to successfully resolve these systems. It is starting to become clear that such effects should be taken

into account when studying the population of compact binaries (Racine et al. 2007). One new and interesting result of our study is the possibility that RLOF systems which have recently entered the mass transfer phase (small periods, higher chirp masses) can add to the confusion foreground at higher frequencies than were previously predicted for the double white dwarf population.

It should be repeated here that in this study, we employed one model prescription of CE evolution. This important phase of binary evolution may have a large impact on a synthesized stellar population, and various model prescriptions of CE may lead to a different number of Galactic binaries and binary physical properties, which in turn affect the shape and strength of the *LISA* GR signal. The number of close (*LISA*) binaries could potentially be decreased if the CE efficiency is low (more mergers) or if angular momentum balance rather than energy balance is assumed during the CE phase. It was shown in Ruiter et al. (2006) that when an angular momentum balance prescription is adopted (Nelemans & Tout 2005), post-CE orbital separations are overall larger, and fewer binaries will enter a CV-like RLOF phase between a white dwarf and a main sequence star, which is a crucial step for some of the older (bulge COHe-R2) *LISA* binaries.

We have shown that there is a large population of potentially resolvable binaries in the Galaxy. The approach of estimating resolvable systems described in § 4.3 (‘SNR ≥ 5 ’), relies on assuming that signals arising from individual binaries are separable, i.e., can be demodulated using some sort of matched filtering technique (see Seto 2002, and references therein). If detected, once their properties are measured these systems may aid to solve several remaining problems in binary evolution theory. Especially interesting would be the detection of any double white dwarf binary with a mass close to or over the Chandrasekhar mass (potential SN Ia progenitor or possible pre-NS accretion induced collapse object), or the measurement of the orbital periods of systems which have just emerged from a common envelope (the phase that determines the formation of most compact object binaries). However, we reiterate that the detection of resolvable binaries will depend on the development of sensitive detection schemes and data analysis techniques.

We would like to thank Gijs Nelemans for very useful discussion on this project, which greatly improved this work, and for providing data for Nelemans et al. (2001b) and Nelemans et al. (2004). KB, MB and SLL acknowledge the hospitality of the Aspen Center for Physics. MB and SLL were supported at the Aspen Center by NASA Award Number NNG05G106G. MB is also supported by NASA APRA grant Number NNG04GD52G. KB and AJR acknowledge support through KBN Grants 1 P03D 022 28 and PBZ-KBN-054/P03/2001, and the hospitality of the Center for Gravitational Wave Astronomy (UTB). SLL also acknowledges support from the Center for Gravitational Wave Physics, funded by the NSF under cooperative agreement PHY 01-14375, and from NASA award NNG05GF71G. AJR acknowledges the support of Sigma Xi and the hospitality of the Nicolaus Copernicus Astronomical Center. The majority of AJR’s calculations for this work were carried out at New

Mexico State University and the Harvard-Smithsonian Center for Astrophysics. The authors also would like to thank Sam Finn for directing us to the KDE package for Matlab which was used to generate the PDFs of the various channels, and Joe Romano for providing a rou-

tine for generating the *LISA* noise. Finally, we thank the referee Gijs Nelemans and the anonymous referee for highly insightful questions and comments. *StarTrack* simulations were performed at the Copernicus Center in Warsaw, Poland.

REFERENCES

- The LIGO Scientific Collaboration: B. Abbott 2007, ArXiv e-prints, 711, arXiv:0711.3041
- Abt, H. A. 1983, *ARA&A*, 21, 343
- Anderson, S. F., et al. 2005, *AJ*, 130, 2230
- Arnaud, K. A., Auger, G., Babak, S., Baker, J. G., Benacquista, M. J., Bloomer, E., Brown, D. A., Camp, J. B., Cannizzo, J. K., Christensen, N., Clark, J., Cornish, N. J., Crowder, J., Cutler, C., Finn, L. S., Halloin, H., Hayama, K., Hendry, M., Jeannin, O., Królak, A., Larson, S. L., Mandel, I., Messenger, C., Meyer, R., Mohanty, S., Nayak, R., Numata, K., Petiteau, A., Pitkin, M., Plagnol, E., Porter, E. K., Prix, R., Roeber, C., Stroerer, A., Thirumalainambi, R., Thompson, D. E., Toher, J., Umstaetter, R., Vallisneri, M., Vecchio, A., Veitch, J., Vinet, J.-Y., Whelan, J. T. & Woan, G. 2007, *Classical and Quantum Gravity*, 24, 529
- Beer, M. E., Dray, L. M., King, A. R., & Wynn, G. A. 2007, *MNRAS*, 375, 1000
- Belczynski, K., Benacquista, M., & Bulik, T. 2008, arXiv:0811.1602
- Belczynski, K., Kalogera, V., Bulik, T. 2002, *ApJ*, 572, 407
- Belczynski, K., Kalogera, V., Rasio, F. A., Taam, R. E., Zezas, A., Bulik, T., Maccarone, T. J., & Ivanova, N. 2008, *ApJS*, 174, 223
- Belczynski, K., & Taam, R. E. 2004, *ApJ*, 616, 1159
- Belczynski, K., Bulik, T., & Ruiter, A. J. 2005, *ApJ*, 629, 915
- Benacquista, M. 2001, 20th Texas Symposium on relativistic astrophysics, 586, 793
- Benacquista, M. J., DeGoes, J., & Lunder, D. 2004, *Classical and Quantum Gravity*, 21, 509
- Benacquista, M. J., Larson, S. L., & Taylor, B. E. 2007, *Classical and Quantum Gravity*, 24, 513
- Benacquista, M., & Holley-Bockelmann, K. 2006, *ApJ*, 645, 589
- Bender, P. L., & Hils, D. 1997, *Classical and Quantum Gravity*, 14, 1439
- Bildsten, L., Townsley, D. M., Deloye, C. J., & Nelemans, G. 2006, *ApJ*, 640, 466
- Burgay, M., et al. 2003, *Nature*, 426, 531
- Cooray, A., Farmer, A. J., & Seto, N. 2004, *ApJ*, 601, L47
- Cooray, A. 2004, *MNRAS*, 354, 25
- Cornish, N. J. 2002, *Phys. Rev. D*, 65, 022004
- Cutler, C. 1998, *Phys. Rev. D*, 57, 7089
- Cox, A. N. (Editor) 2000, *Allen's Astrophysical Quantities*, Fourth Ed., Springer-Verlag, New York, NY
- Danzmann, K. 1996, *Classical and Quantum Gravity*, 13, 247
- de Kool, M. 1990, *ApJ*, 358, 189
- Deloye, C. J., & Bildsten, L. 2003, *ApJ*, 598, 1217
- Deloye, C. J., Taam, R. E., Winisdoerffer, C., & Chabrier, G. 2007, *MNRAS*, 381, 525
- Duquenooy, A., & Mayor, M. 1991, *A&A*, 248, 485
- Edlund, J. A., Tinto, M., Królak, A., & Nelemans, G. 2005, *Phys. Rev. D*, 71, 122003
- Evans, C. R., Iben, I. J., & Smarr, L. 1987, *ApJ*, 323, 129
- Farmer, A. J., & Phinney, E. S. 2003, *MNRAS*, 346, 1197
- Flanagan, É. É., & Hughes, S. A. 1998, *Phys. Rev. D*, 57, 4535
- Gair, J. R. 2007, ArXiv General Relativity and Quantum Cosmology e-prints, arXiv:gr-qc/0703041
- Hils, D., & Bender, P. L. 2000, *ApJ*, 537, 334
- Hils, D., Bender, P. L., & Webbink, R. F. 1990, *ApJ*, 360, 75
- Hughes, S. A. 2006, *Laser Interferometer Space Antenna: 6th International LISA Symposium*, 873, 13
- Hurley, J. R., Pols, O. R., & Tout, C. A. 2000, *MNRAS*, 315, 543
- Iben, I., Jr., & Tutukov, A. V. 1984, *ApJS*, 54, 335
- Kalogera, V., et al. 2004, *ApJ*, 601, L179
- King, A. R., & Kolb, U. 1995, *ApJ*, 439, 330
- Kosenko, D. I., & Postnov, K. A. 1998, *A&A*, 336, 786
- Klypin, A., Zhao, H., & Somerville, R. S. 2002, *ApJ*, 573, 597
- Kroupa, P., Tout, C. A., & Gilmore, G. 1993, *MNRAS*, 262, 545
- S. L. Larson, *Online Sensitivity Curve Generator*, <http://www.srl.caltech.edu/~shane/sensitivity/>; based on S. L. Larson, W. A. Hiscock, & R. W. Hellings, *Phys. Rev. D*, 62, 062001 (2000).
- Larson, S. L., Hiscock, W. A., & Hellings, R. W. 2000, *Phys. Rev. D*, 62, 062001
- LIGO Scientific Collaboration 2009, arXiv:0901.0302
- Lipunov, V. M., Postnov, K. A., & Prokhorov, M. E. 1987, *A&A*, 176, L1
- Lorén-Aguilar, P., Guerrero, J., Isern, J., Lobo, J. A., & García-Berro, E. 2005, *MNRAS*, 356, 627
- Majewski, S. R., & Siegel, M. H. 2002, *ApJ*, 569, 432
- Marsh, T. R., Nelemans, G., & Steeghs, D. 2004, *MNRAS*, 350, 113
- Mazeh, T., Goldberg, D., Duquenooy, A., & Mayor, M. 1992, *ApJ*, 401, 265
- Mironovskii, V. N. 1965, *AZh*, 42, 977
- Napiwotzki, R., et al. 2004, *Spectroscopically and Spatially Resolving the Components of the Close Binary Stars*, 318, 402
- Nelemans, G. 2009, *Classical and Quantum Gravity*, 26, 094030
- Nelemans, G., & Tout, C. A. 2005, *MNRAS*, 356, 753
- Nelemans, G., Yungelson, L. R., & Portegies Zwart, S. F. 2004, *MNRAS*, 349, 181
- Nelemans, G., 2003, *Class. Quantum Grav.*, 20, 81
- Nelemans, G. 2003, *The Astrophysics of Gravitational Wave Sources*, 686, 263 (2003b)
- Nelemans, G., Portegies Zwart, S. F., Verbunt, F., & Yungelson, L. R. 2001, *A&A*, 368, 939 (2001a)
- Nelemans, G., Yungelson, L. R., & Portegies Zwart, S. F. 2001, *A&A*, 375, 890 (2001b)
- Nelemans, G., Yungelson, L. R., Portegies Zwart, S. F., & Verbunt, F. 2001, *A&A*, 365, 491
- O'Shaughnessy, R., Kim, C., Kalogera, V., & Belczynski, K. 2008, *ApJ*, 672, 479
- Peters, P. C., 1964, *Physical Reviews*, 136, 1224
- Podsiadlowski, P. 2008, *Hydrogen-Deficient Stars*, 391, 323
- Postnov, K. A., & Prokhorov, M. E. 1998, *ApJ*, 494, 674
- Postnov, K. A., & Yungelson, L. R. 2006, *Living Reviews in Relativity*, 9, 6
- Racine, É., Phinney, E. S., & Arras, P. 2007, *MNRAS*, 380, 381
- Roelofs, G. H. A., Groot, P. J., Benedict, G. F., McArthur, B. E., Steeghs, D., Morales-Rueda, L., Marsh, T. R., & Nelemans, G. 2007, *ApJ*, 666, 1174
- Roelofs, G. H. A., Nelemans, G., & Groot, P. J. 2007, *MNRAS*, 382, 685
- Rubbo, L. J., Cornish, N. J., & Poujade, O. 2004, *Phys. Rev. D*, 69, 082003
- Ruiter, A. J. 2009, Ph.D. Thesis
- Ruiter, A. J., Belczynski, K., Benacquista, M., & Holley-Bockelmann, K. 2009, *ApJ*, 693, 383
- Ruiter, A. J., Belczynski, K., & Harrison, T. E. 2006, *ApJL*, 640, L167
- Sesana, A., Haardt, F., Madau, P., & Volonteri, M. 2005, *ApJ*, 623, 23
- Seto, N. 2002, *MNRAS*, 333, 469
- Smak, J. 1967, *Acta Astronomica*, 17, 255
- Saio, H., & Nomoto, K. 2004, *ApJ*, 615, 444
- Stroerer, A., & Nelemans, G. 2009, *MNRAS*, 400, L24
- Stroerer, A., Vecchio, A., & Nelemans, G. 2005, *ApJ*, 633, L33
- Takahashi, R., & Seto, N. 2002, *ApJ*, 575, 1030
- Timpano, S. E., Rubbo, L. J., & Cornish, N. J. 2006, *Phys. Rev. D*, 73, 122001
- van der Sluys, M. V., Verbunt, F., & Pols, O. R. 2006, *A&A*, 460, 209
- Vecchio, A., & Wickham, E. D. 2004, *Phys. Rev. D*, 70, 082002
- Wang, Z., & Chakrabarty, D. 2004, *ApJ*, 616, L139
- Warner, B. 1995, *Ap&SS*, 225, 249

Warner, B. 1995, *Cataclysmic Variable Stars*, Cambridge Univ. Press, Cambridge

Webbink, R. F. 1984, *ApJ*, 277, 355

Willems, B., Vecchio, A., & Kalogera, V. 2008, *Physical Review Letters*, 100, 041102

Williams, G. 2008, Master's Thesis, University of Texas at Brownsville

Yoon, S.-C., & Langer, N. 2005, *A&A*, 435, 967

TABLE 1
DETACHED DISC DOUBLE WD FORMATION CHANNELS^a

Channel ^b	Evolutionary History ^c	rel. to Disc ^d
HeHe-D1	MT1(3-1) CE2(10-3;10-10)	8%
HeCO-D1	MT1(3-1/2/3) CE2(10-5;10-8)	6%
COCO-D1	MT1(2/3/4-1) CE2(4/7-5;7-8) MT2(7-8)	7%
COCO-D2	MT1(2/3/4-1) CE2(11-5;11-8)	3%
COCO-D3	MT1(2/3/4-1/2/3) CE2(7-5;7-8)	1%
COCO-D4	MT1(2/3-1) MT1(8/9-1) CE2(11-3;11-7) MT2(11-8)	1%
COCO-D5	MT1(3/4-1) CE2(7-3;7-7) MT2(7-8) MT1(8-11)	$\lesssim 1\%$
COHe-D1	CE1(6-1;11-1) CE2(11-3;11-10)	5%
the rest	—	4%
total	8.6×10^6	35%

^a GR freq. range $1 \times 10^{-4} - 0.01$ Hz (5.6 hrs – 200 s orbital periods).

^b In channel names *XXYY*, *XX* represents the first-formed WD.

^c CE – common envelope phase; MT – mass transfer (RLOF) phase. Numbers following CE or MT indicate the binary component donor star, either 1 (initially more massive star on the zero-age MS [ZAMS]) or 2 (initially less massive star). The numbers in parenthesis correspond to the donor and accretor types; The following can be used as a guide (Belczynski et al. 2008): 0: MS star $\leq 0.7 M_{\odot}$ 1: MS star $> 0.7 M_{\odot}$ 2: Hertzsprung gap 3: red giant 4: core helium burning 5: early AGB 6: thermally pulsating AGB 7: MS naked helium star 8: Hertzsprung gap naked helium star 9: giant branch naked helium star 10: helium WD 11: carbon-oxygen WD 12: oxygen-neon WD 16: hydrogen WD 17: hybrid WD. In the CE phase, the stars prior to and after the semi-colon represent the stages of evolution at the onset of and following the CE event, respectively.

^d Percentage is relative to *LISA* binaries in said component (Disc or Bulge).

TABLE 2
RLOF DISC DOUBLE WD FORMATION CHANNELS^a

Channel	Evolutionary History	rel. to Disc
COHe-R1	CE1(5/6-1;8/11-1) CE2(11-3;11-10) MT2(11-10)	47%
COHyb-R1	CE1(5/6-1;8/11-1) CE2(11-3;11-7/17) MT2(11-7/17)	8%
HeCO-R1	MT1(2/3-1) CE2(10-5;10-8) MT1(10-11)	5%
the rest	—	5%
total	16.2×10^6	65%

^a Tablenotes are the same as in Table 1.

TABLE 3
DETACHED BULGE DOUBLE WD FORMATION CHANNELS^a

Channel	Evolutionary History	rel. to Bulge
HeHe-D1	MT1(3-1) CE2(10-3;10-10)	20%
COHe-D1	CE1(6-1;11-1) CE2(11-3;11-10)	9%
HeCO-D1	MT1(3-1/2/3) CE2(10-5;10-8)	5%
COCO-D	various channels	3%
the rest	—	5%
total	3.9×10^6	42%

^a Tablenotes are the same as in Table 1.

TABLE 4
RLOF BULGE DOUBLE WD FORMATION CHANNELS^a

Channel	Evolutionary History	rel. to Bulge
COHe-R1	CE1(5/6-1;8/11-1) CE2(11-3;11-10) MT2(11-10)	37%
COHe-R2	CE1(5-1;8-1) MT1(8-1) MT2(11-1/0) MT2(11-10)	20%
the rest	—	1%
total	5.4×10^6	58%

^a Tablenotes are the same as in Table 1.

TABLE 5
 EXPECTED NUMBER OF RESOLVABLE *LISA* DOUBLE WDS

Type ^a	% SNR > 10	% SNR > 5
Detached		
HeHe-D1	8.4	9.4
HeCO-D1	6.3	5.5
COCO-D1	1.2	1.8
COCO-D2	3.6	3.2
COCO-D3	2.3	1.8
COCO-D4	9.1	5.3
COCO-D5	1.4	1.4
COHe-D1	23.0	22.3
COHe-D2	0	< 1
COHyb-D1	1.2	1.2
the rest	< 1	< 1
total	57.0	53.0
RLOF		
COHe-R1	17.3	21.4
COCO-R1	10.2	11.0
COHyb-R1	9.9	8.4
HeCO-R1	2.6	2.6
HeHe-R1	1.6	1.9
HybCO-R1	1.2	1.5
the rest	< 1	< 1
total	43.0	47.0
TOTAL	2800	11300

^a Formation channels producing resolvable *LISA* double WDs in the Galaxy, assuming that every binary with $\text{SNR} \geq 10$ or $\text{SNR} \geq 5$ with a gravitational wave frequency below 0.01 Hz has a chance to be resolved. Relative percentages (with respect to the total resolved population for the appropriate SNR threshold) for each channel are indicated.

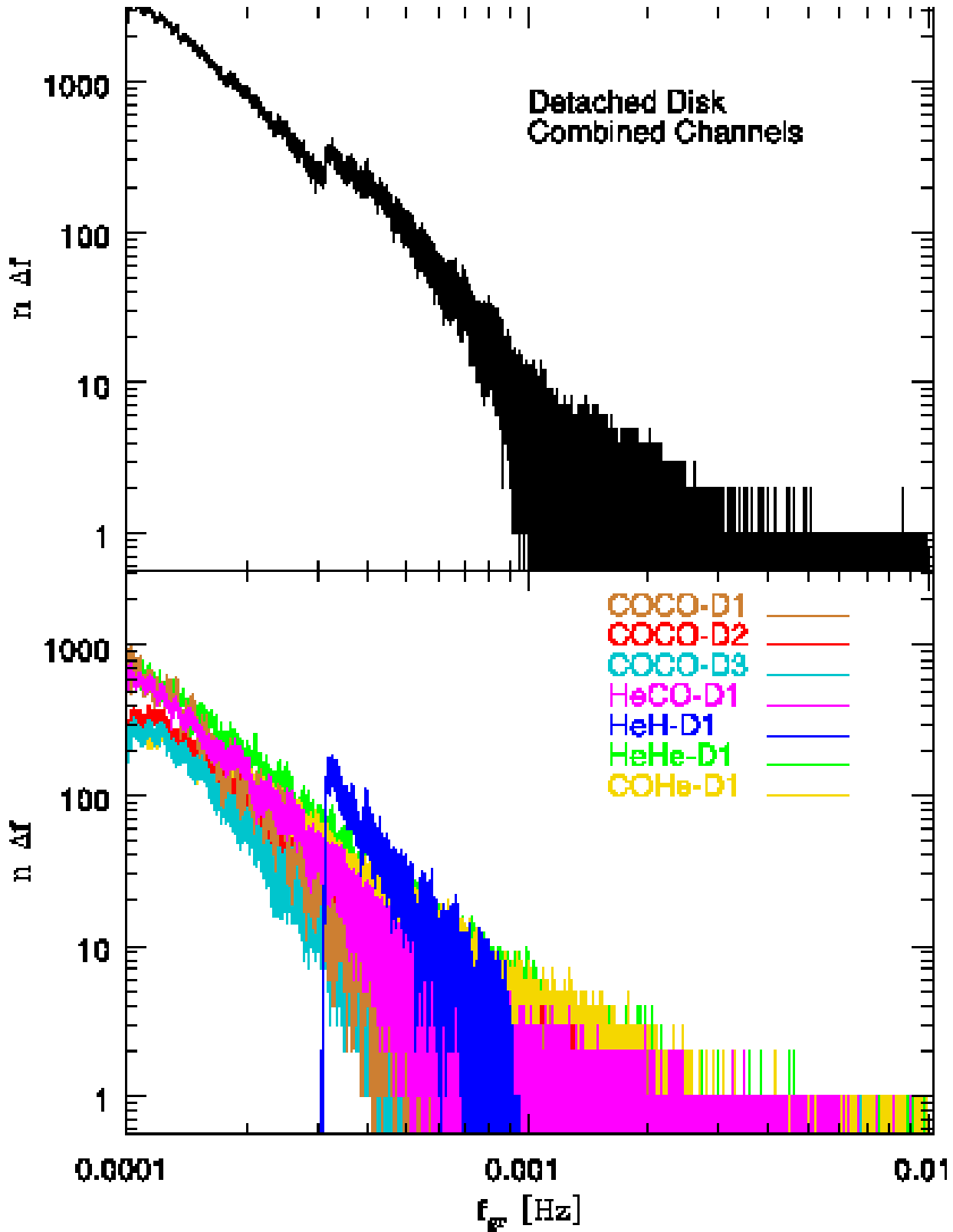


FIG. 1.— Number density ($n = (dN/df)$; Δf is the size of a resolvable bin for a 1 year observation time, $1/T_{obs} = 30$ nHz) of the most prominent detached *LISA* double WD evolutionary channels for the Galactic disc. Some channels from Table 1 have been left out for clarity, and we additionally show some of the more prominent *LISA* binary channels involving brown dwarfs (neglected in the signal calculations). Note that as the frequency increases, so does the concentration of resolvable bins.

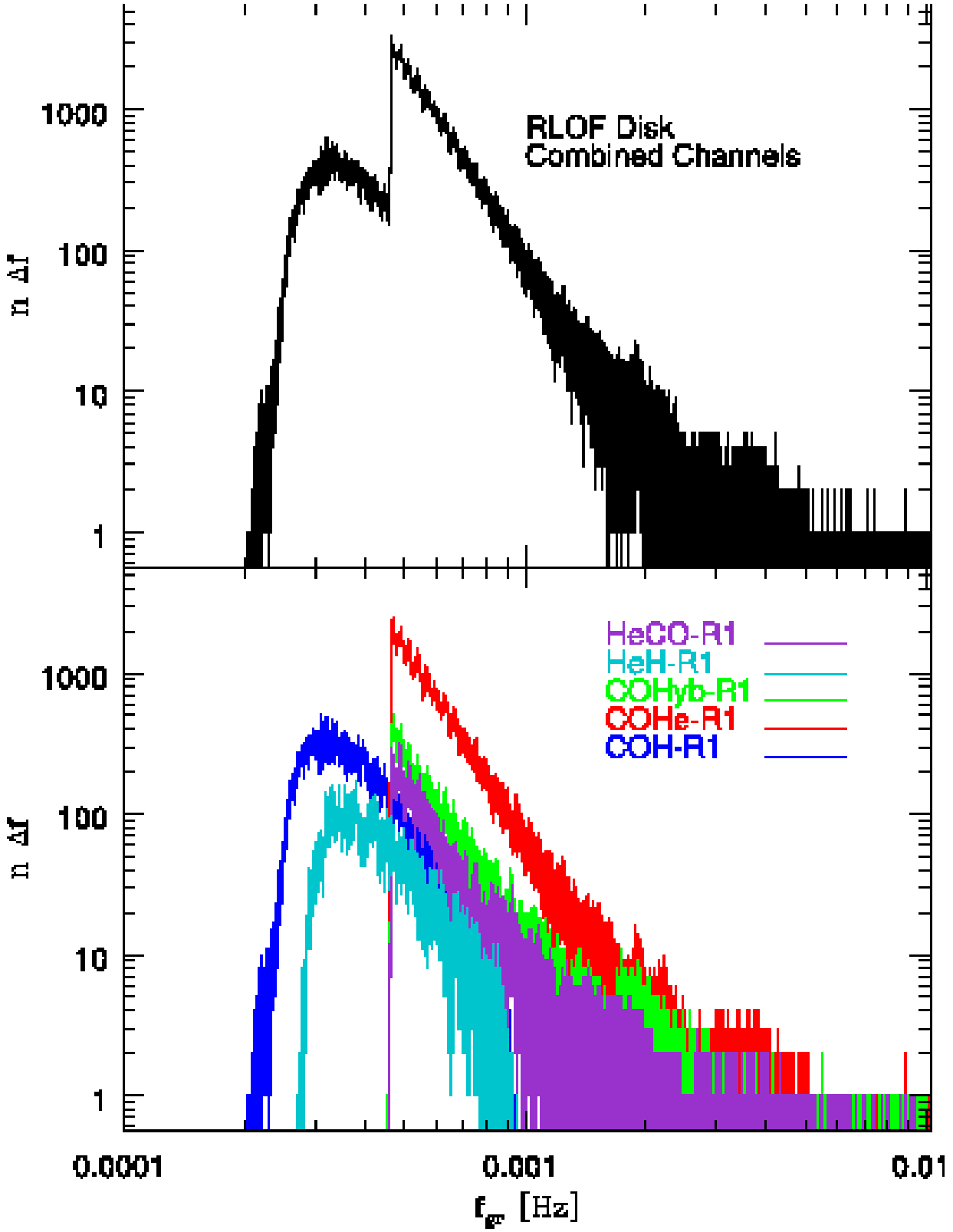


FIG. 2.— Number density of the most prominent RLOF *LISA* double WD evolutionary channels for the Galactic disc. All binaries with GR frequencies $\lesssim 0.45$ mHz involve binaries with brown dwarf donors.

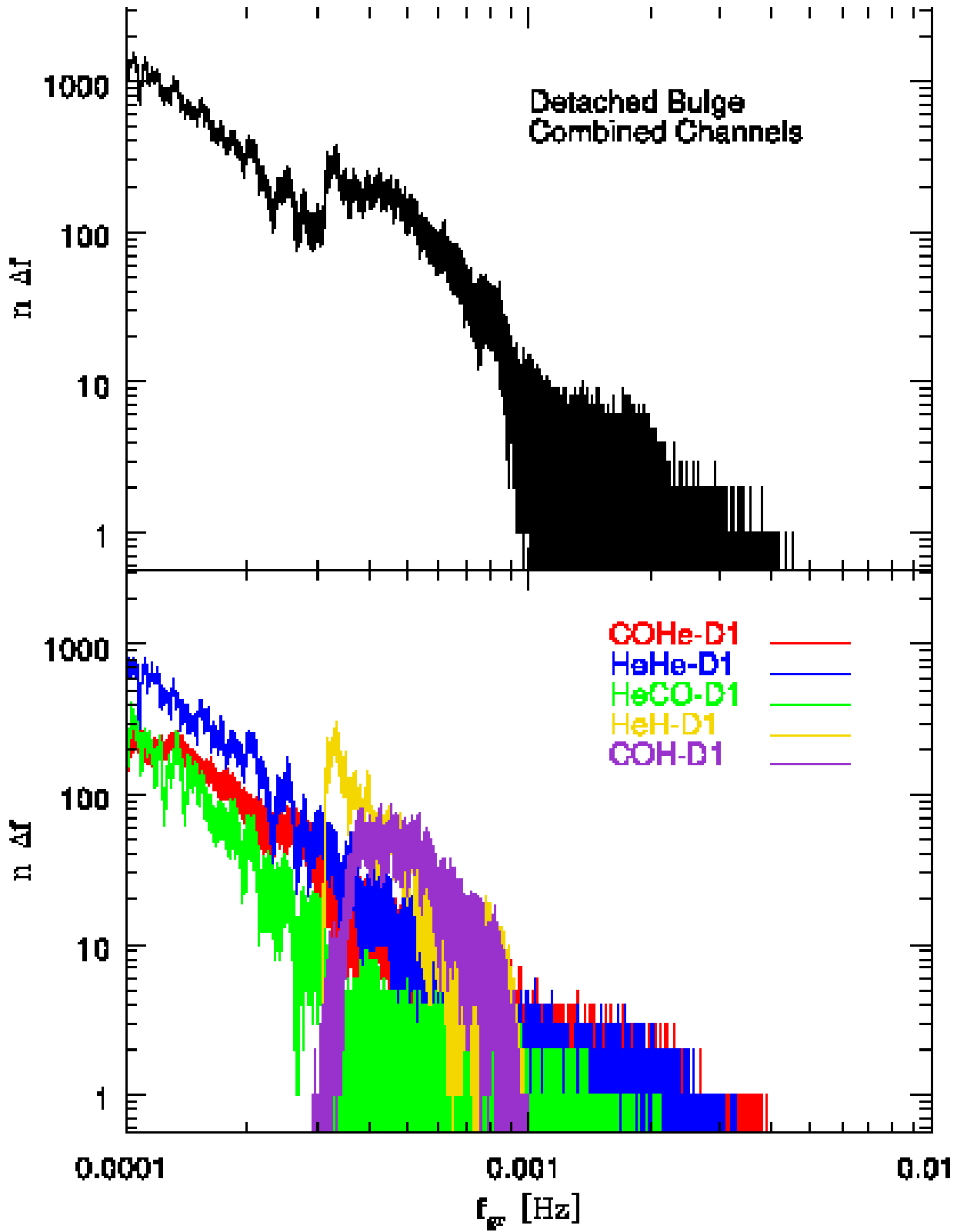


FIG. 3.— Number density of the most prominent detached *LISA* double WD evolutionary channels for the Galactic bulge.

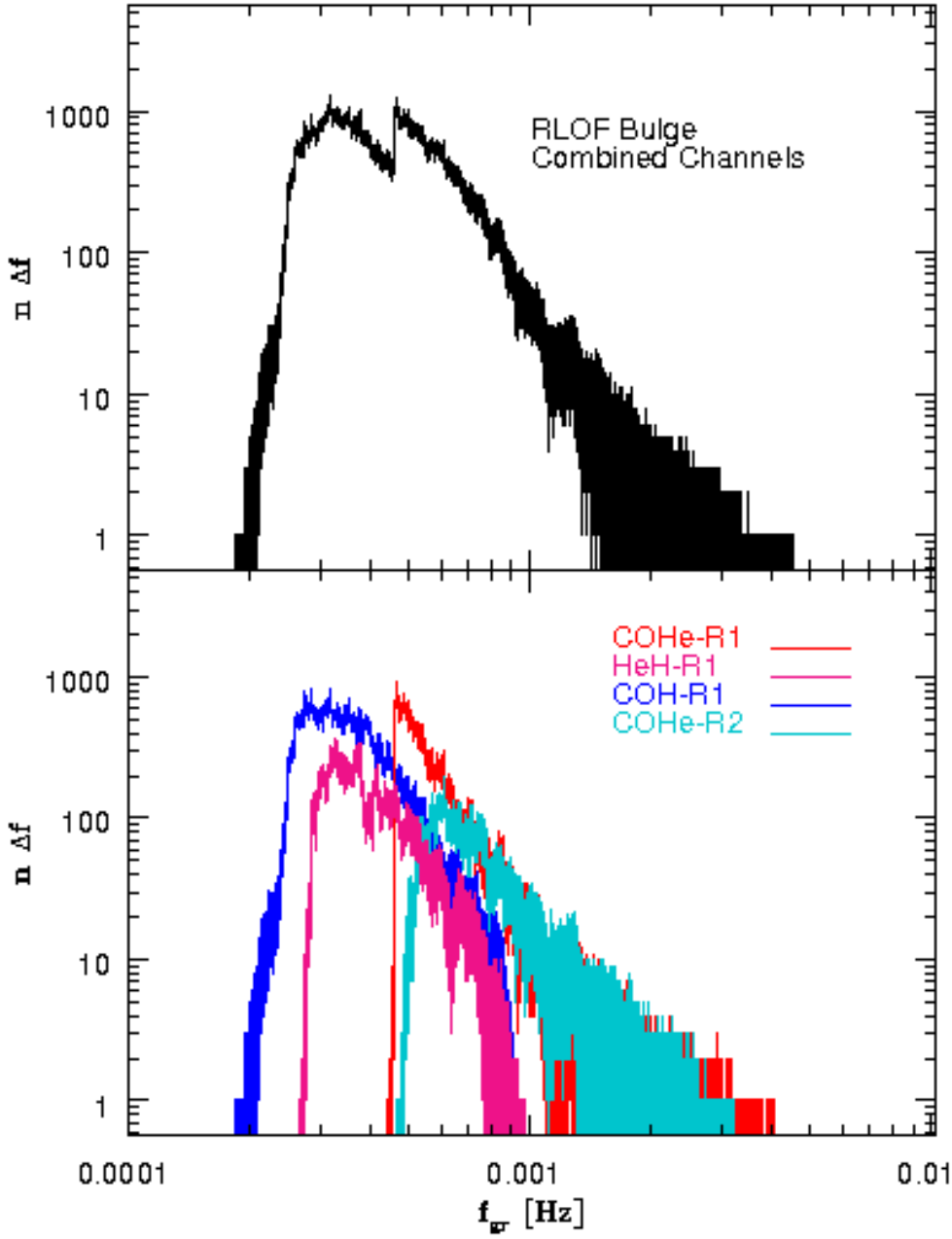


FIG. 4.— Number density of the most prominent RLOF *LISA* double WD evolutionary channels for the Galactic bulge. Note that COHe-R1 is descended from COHe-D1 in Figure 3, in which the binary undergoes two CE phases.

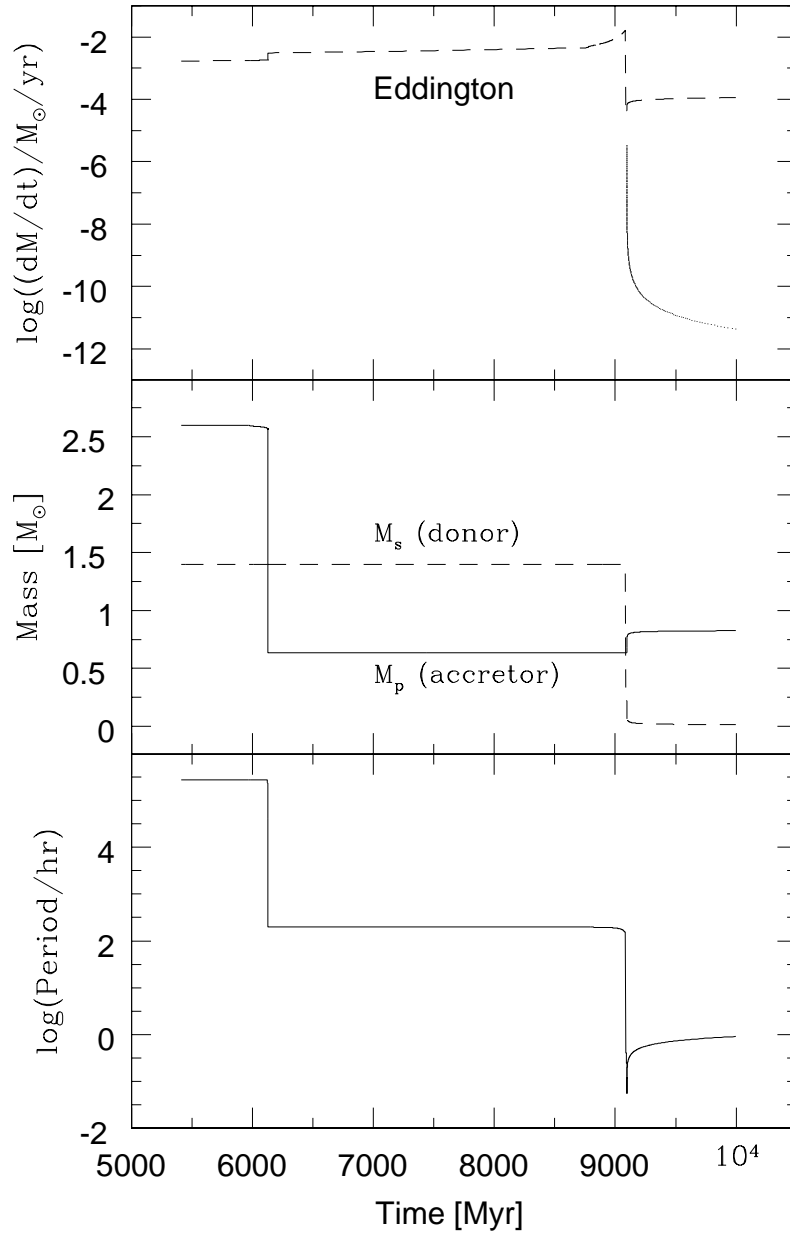


FIG. 5.— Characteristic evolution as described in § 3.1 of a RLOF system with a CO WD accretor and a He WD donor, from the AM CVn formation channel COHe-R1 starting at the ZAMS. Top panel shows the mass transfer rate evolution (with the critical Eddington rate shown), middle panel shows the mass change of the two components, while the bottom panel illustrates the orbital period evolution. The two CE phases coincide with the prominent drops in orbital period when the donor (initial primary) is a late AGB star, and then when the donor (initial secondary) is a red giant. Stable RLOF begins at the period minimum of ~ 3 min, when the Galaxy is 9.1 Gyr old.

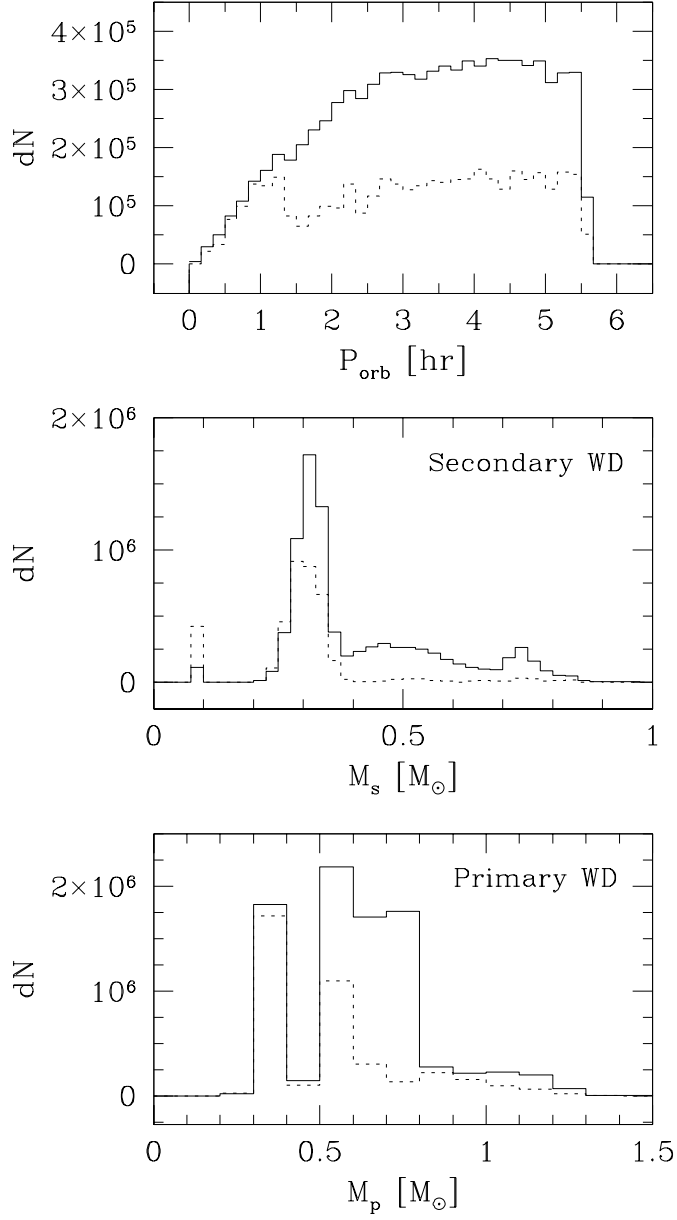


FIG. 6.— Physical properties of the Galactic population of detached *LISA* double WDs. The solid line shows the disc binaries, where as the dotted line shows the contribution from the bulge. Bottom and middle panels show the distribution of primary and secondary mass (more massive and less massive WD, respectively), while the top panel shows the orbital period distribution. Note the different bin size and scales used on the axes.

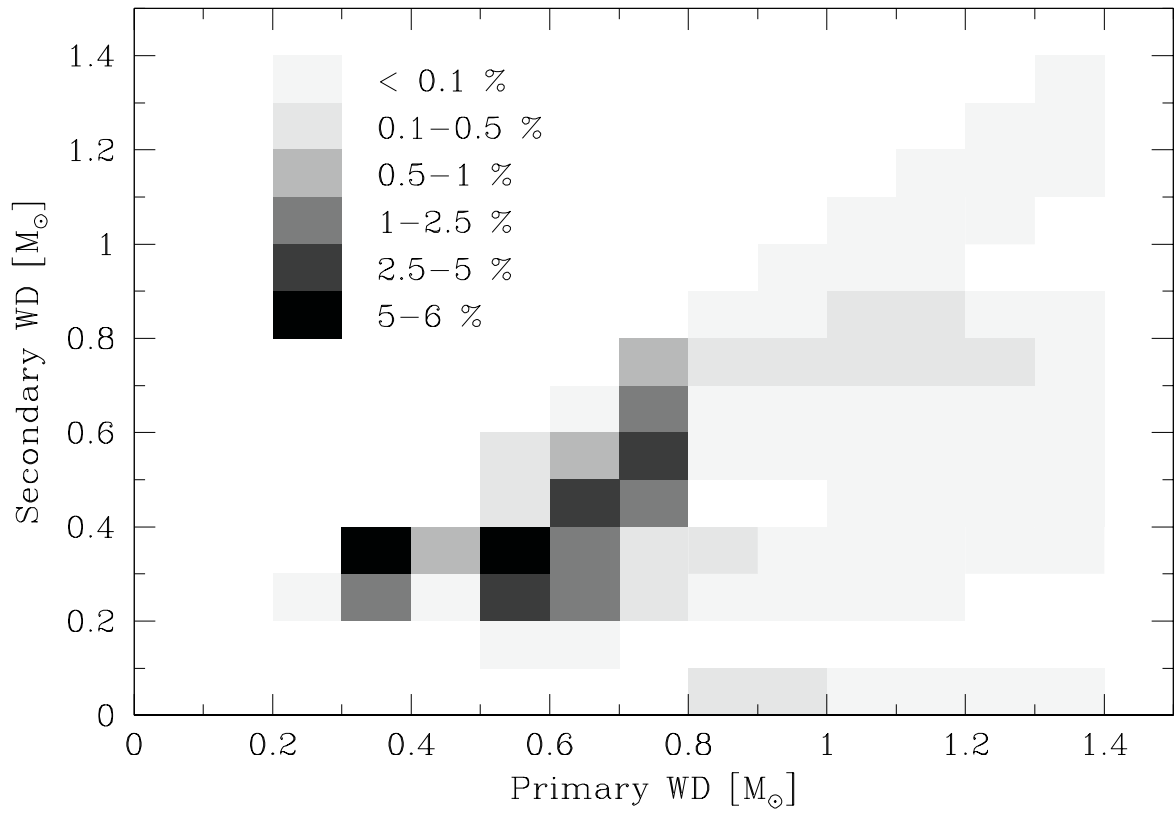


FIG. 7.— Primary and secondary WD masses for Galactic disc detached *LISA* binaries (corresponding to the solid line histogram in Figure 6). The greyscale shows the relative contributions (percentage wise) relative to the Galactic disc *LISA* double WD population.

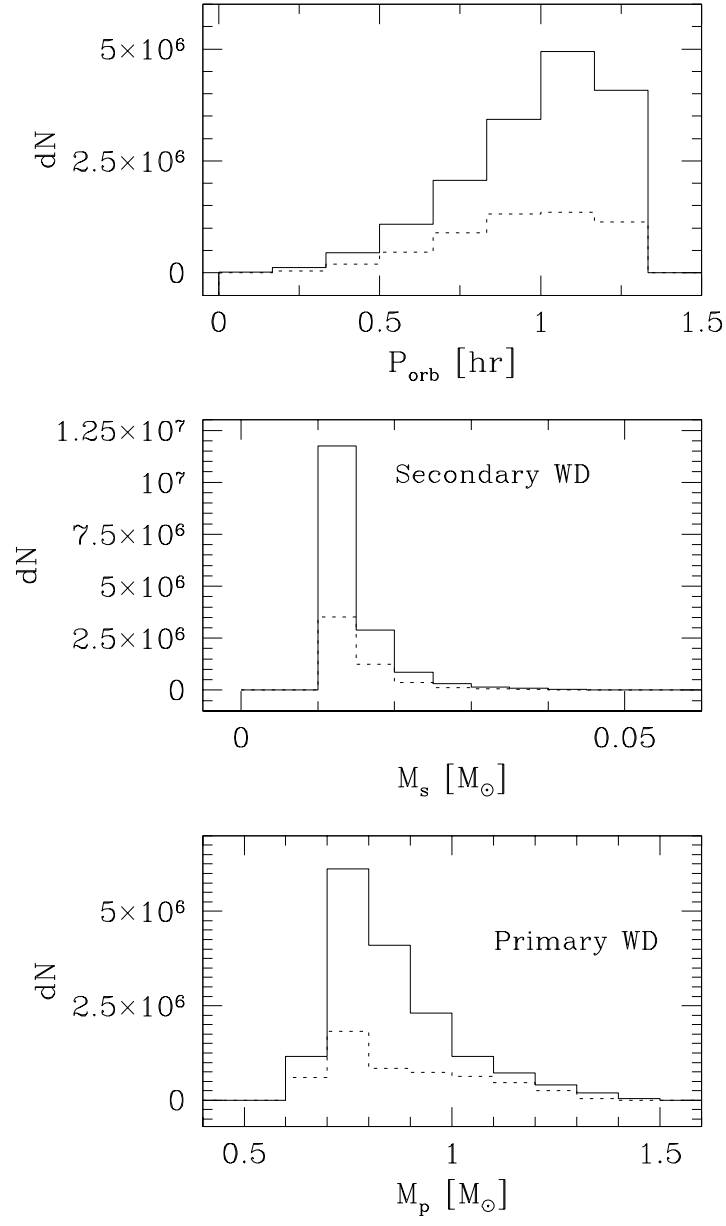


FIG. 8.— Same as Figure 6 but for RLOF systems.

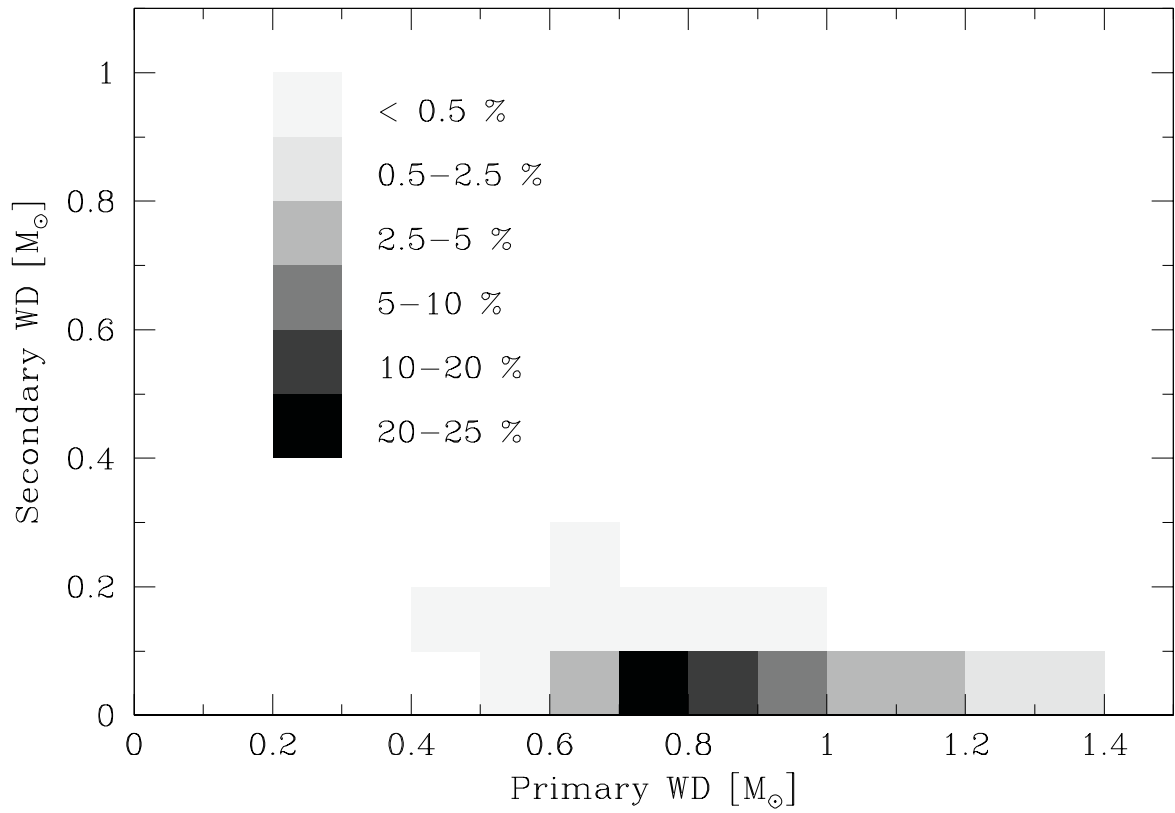


FIG. 9.— Primary and secondary WD masses for Galactic disc RLOF *LISA* binaries (corresponding to the solid line histogram in Figure 8). The greyscale shows the relative contributions (percentage wise). Note the different scaling on the y-axis as compared to Figure 7

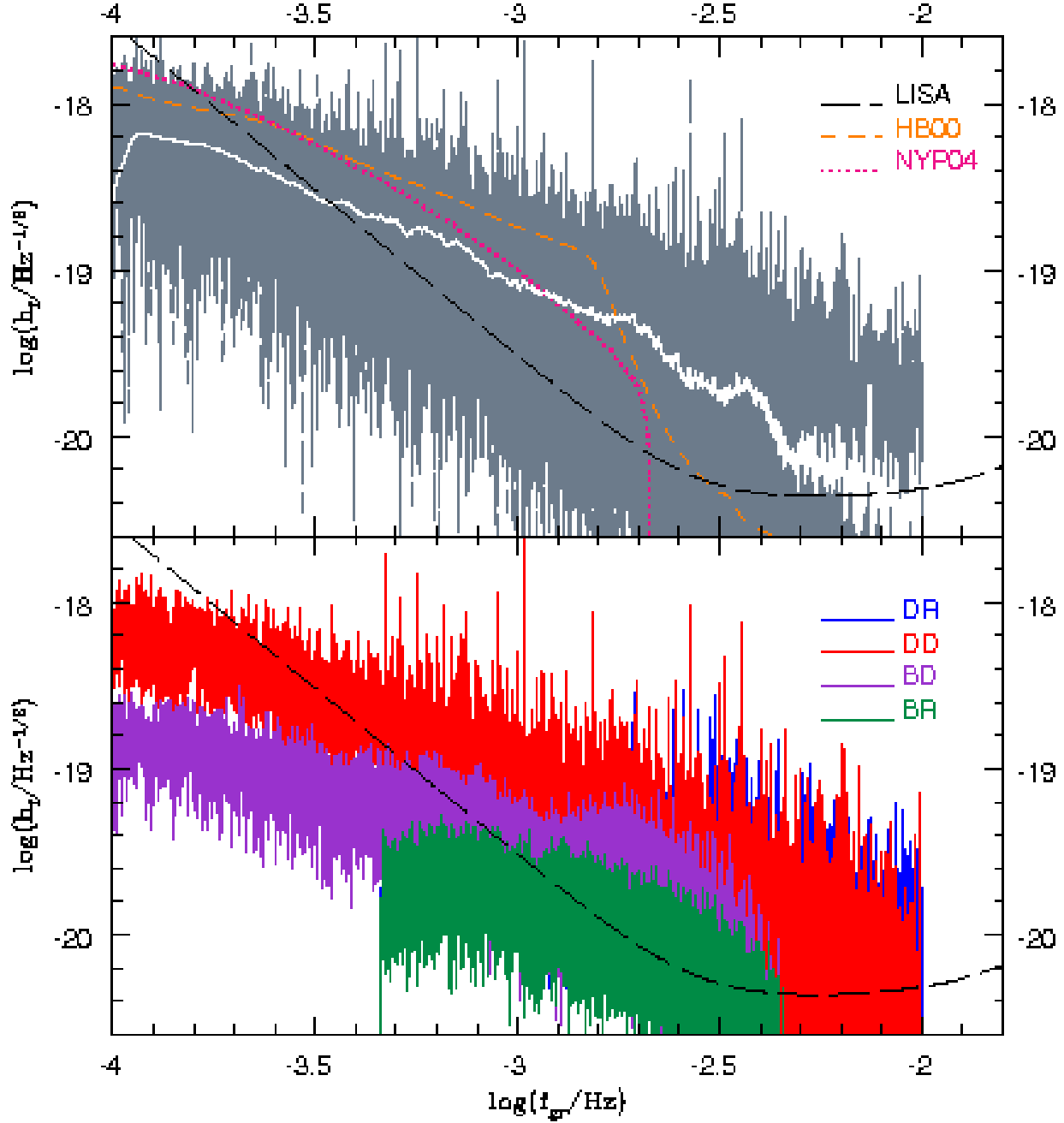


FIG. 10.— Spectra (amplitude density) of the gravitational wave signal for *LISA* galactic WD binaries. Bottom Panel: Disc detached (red), bulge detached (mauve), disc RLOF (blue) and bulge RLOF (green). Top Panel: The combined population is shown with no smoothing (grey), and with a running median over 1000 bins (white). Additionally, the foreground estimates of Nelemans et al. (2004) (dotted pink) and Hils & Bender (2000) (dashed orange) are shown for comparison. Both Panels: Note that the signals have been truncated at frequencies above 0.01 Hz (see text). The standard *LISA* sensitivity curve (black long-dash) for a signal to noise ratio of 1 is also shown.

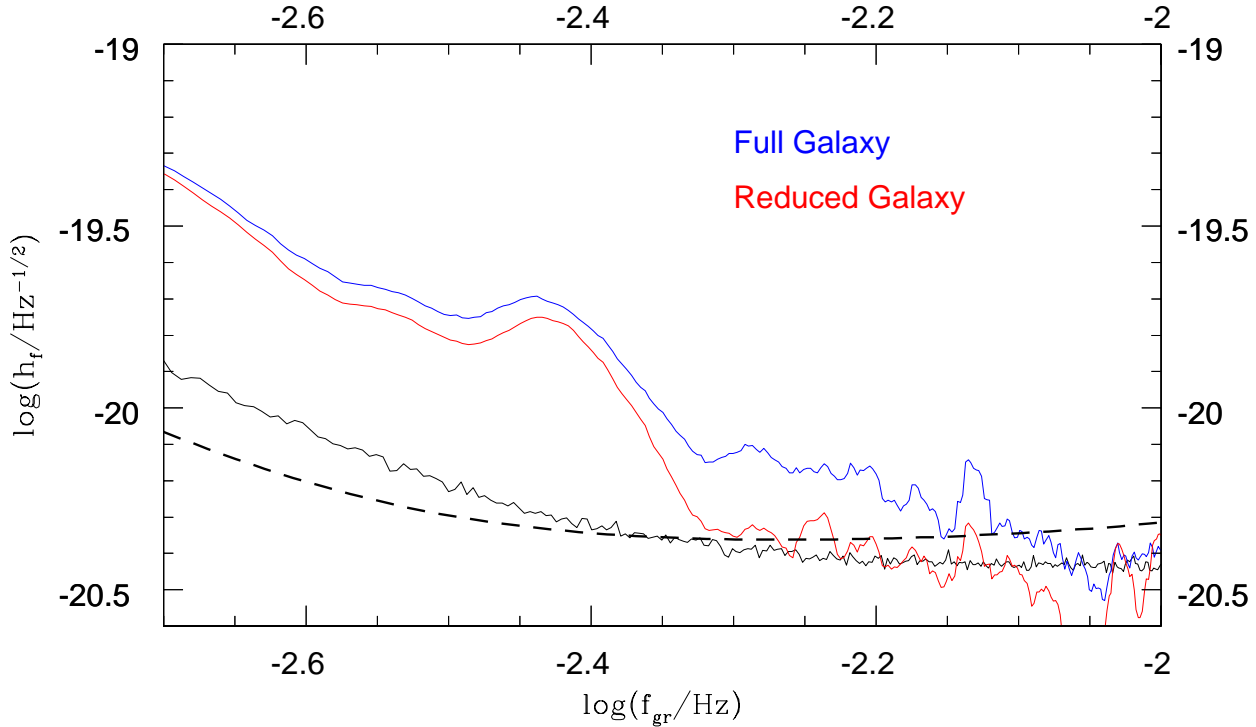


FIG. 11.— Median spectra shown in Figure 10 (smoothed): the median Full Galaxy alongside the median Reduced Galaxy (red; full median signal with resolved sources removed), the standard *LISA* sensitivity curve (dashed line; SNR=1, also shown in Figure 10) and the simulated *LISA* Michelson noise curve (§ 2.3). As in Figure 10, the spectra have been truncated above 0.01 Hz. Both the Full Galaxy *LISA* double white dwarf foreground (blue line) and the Reduced Galaxy foreground curve (red) fall below the Michelson noise at roughly ~ 8 mHz, where the curves are relatively noisy. When one considers the median foreground spectra against the standard sensitivity curve, the Full Galaxy foreground drops below the sensitivity curve at ~ 7.5 mHz, while the Reduced Galaxy foreground drops below the sensitivity curve at ~ 6 mHz. The (black) noise curves differ in sensitivity level and shape since the underlying noise levels used to generate each noise curve are different. In our study we have used the Michelson noise curve to represent the *LISA* instrumental noise; the standard sensitivity curve is shown for comparison.