

Imprints of magnetic power and helicity spectra on radio polarimetry statistics

H. Junklewitz, T. A. Enßlin

Max-Planck-Institut für Astrophysik, Karl-Schwarzschildstr.1, 85741 Garching, Deutschland

Received [date] / Accepted [date]

Abstract

Statistical properties of turbulent magnetic fields in radio-synchrotron sources should imprint on the statistics of polarimetric observables. In search of these imprints, we calculate correlation and cross-correlation functions from a set of observables containing the total intensity I , the polarized intensity P and the Faraday depth ϕ . The correlation functions are evaluated for all combinations of observables up to fourth order in the magnetic field \mathbf{B} . We derive these as far as possible analytically and from first principles only using some basic assumptions such as Gaussian statistics of the underlying magnetic field in the observed region and statistical homogeneity. We further assume some simplifications to reduce the complexity of the calculations, as for a start we were interested in a proof of concept. Using this statistical approach, we show that it is in principle possible to gain information about the helical part of the magnetic power spectrum, namely via the correlation functions $\langle P(\mathbf{k}_\perp)\phi(\mathbf{k}'_\perp)\phi(\mathbf{k}''_\perp)\rangle_{\mathbf{B}}$ and $\langle I(\mathbf{k}_\perp)\phi(\mathbf{k}'_\perp)\phi(\mathbf{k}''_\perp)\rangle_{\mathbf{B}}$. Using this insight, we construct an easy-to-use test for helicity, called *LITMUS* (Local Inference Test for Magnetic fields which Uncovers helices). For now, all calculations are given in a Faraday-free case, but set up in a way so that Faraday rotational effects could be included later on.

Key words. Magnetic fields – Methods: data analysis – Methods: statistical

1. Introduction

Magnetic fields are observed in almost all astronomical objects, they permeate planets and stars as well as galaxies and clusters. Most, if not all, of the interstellar and intergalactic plasma appears to be magnetized and the magnetic fields contribute significantly to physical processes. Examples include the formation of stars (Price et al. 2009), the anisotropy of transport processes (thermal conduction or plasma resistivity, see e.g. Narayan & Medvedev (2001)), the angular momentum transport in accretion discs or the propagation of cosmic ray populations (Strong et al. 2007).

Although magnetic fields are ubiquitous in the cosmos, we often cannot treat them properly in astrophysical situations due to the lack of knowledge of their properties. Cosmic magnetic fields are difficult to observe and their distribution, evolution and origins are far from being perfectly understood. We have three main sources of information: the Zeeman effect, synchrotron radiation and Faraday rotation. The Zeeman effect is extremely difficult to detect, because other line shifting effects, such as thermal Doppler-broadening, are usually stronger. We obtain a great deal of information from synchrotron radiation but only regarding the magnetic field component perpendicular to the line of sight. In order to get a picture of the 3D magnetic field, one needs another source of information. This leads us to Faraday rotation, the change of the polarisation-plane of long wavelength radiation due to a magnetic field along the line of sight. Faraday rotation provides a powerful tool, but is also difficult to observe, to evaluate, and to interpret due to the involved line of sight projection. This projection is one of the main obstacles to understand the 3D properties of magnetic fields.

One important property of cosmic magnetic fields that we do not know much about is magnetic helicity. It is defined as the integral

$$H = \int_V \mathbf{A} \cdot \mathbf{B} dx^3 \quad (1)$$

over a Volume V with surface ∂V on which $\mathbf{n} \cdot \mathbf{B} = 0$; where \mathbf{A} refers to the vector potential from electrodynamics with $\mathbf{B} = \nabla \times \mathbf{A}$. Helicity is a measure for the “spiral quality” of a magnetic field. It quantifies how much the magnetic field lines are sheared and twisted and counts the number of spirals the field lines exhibit within a given volume. Particularly turbulent magnetic fields should show considerable helicity. The relevance of helicity has increased since its inclusion as an essential element in the magnetic dynamo theory, which tries to explain the sustainment of magnetic fields on large scales over cosmic timescales (see Subramanian 2002; Brandenburg & Subramanian 2005a,b). The possible operation of a large scale dynamo for instance is directly connected to the generation of helicity in turbulent environments (see Shukurov et al. 2006; Brandenburg 2009; Sokoloff 2007), a process which, until now, could not be verified through observation.

This study is particularly concerned with the question of how to extract knowledge regarding turbulent magnetic helicity spectra from the statistical information found in radio-observational data involving polarisation and Faraday rotation measurements. It was highly motivated by the studies of Volegova & Stepanov (2010).

Information on magnetic fields can be imprinted onto radio data by two of the processes already mentioned above: *Synchrotron emission* and *Faraday rotation*. Yet information is not only contained in their mean values but also in higher order correlation and cross-correlation functions.

We therefore investigate a set of suitable radio observables for their cross-correlations, to see how these are connected to the statistical properties of the magnetic fields to be examined. This idea goes back to previous works by Spangler (1982, 1983); Eilek (1989a,b); Enßlin & Vogt (2003); Kahniashvili & Vachaspati (2006); Waelkens et al. (2009). The set of radio observables we investigate contains the total intensity $I(\mathbf{x})$, the polarised intensity $P(\mathbf{x})$ and the Faraday depth $\phi(\mathbf{x})$. We work out all correlation functions between them in a general framework. We restrict ourselves to fourth order in the magnetic field strength and as far as possible we do all calculations analytically. The aim is to find a direct relation to statistical properties of the magnetic fields, such as their power spectra.

The intensity $I(\mathbf{x})$ and the polarised intensity $P(\mathbf{x})$ are connected to the synchrotron emission within a magnetized volume. We assume them to be taken at sufficiently high frequencies and, therefore, free of Faraday rotation. The Faraday depth $\phi(\mathbf{x})$ is measured via the Faraday rotation of a polarized background source seen through the same volume. The observational situation is visualized in Fig. (1).

With regard to these observable quantities, we can successfully establish all correlation functions in the form of analytical relations to the magnetic field power and helicity spectra implementing Gaussian field statistics for simplicity. The result here is to prove that it is possible, in principle, to gain information not only in respect of the total but also regarding the helical part of the magnetic power spectrum, namely via $\langle P(\mathbf{k}_\perp)\phi(\mathbf{k}'_\perp)\phi(\mathbf{k}''_\perp)\rangle_B$ and $\langle I(\mathbf{k}_\perp)\phi(\mathbf{k}'_\perp)\phi(\mathbf{k}''_\perp)\rangle_B$.

Based on these results we further present the *LITMUS* test (Local Inference Test for Magnetic fields which Uncovers helices), a first simple procedure to probe data for helicity. An analysis of real and simulated data using this test along with a thorough investigation of its applicability can be found in Oppermann et al. (2010). The study is organised as follows: Section 2 presents our method and the general formalism we developed to evaluate the correlation functions analytically. Section 3 details a complete example calculation for one of the correlation functions, namely $\langle P(\mathbf{k}_\perp)\overline{P(\mathbf{k}'_\perp)}\rangle_B$. Section 4 then presents all the correlation functions up to fourth order in magnetic field strength. Section 5 introduces the *LITMUS* test. Section 6 presents finally a thorough evaluation of our findings. Details of the derivation of the other correlation functions are listed in the Appendix which also contains the remaining technical information regarding the study.

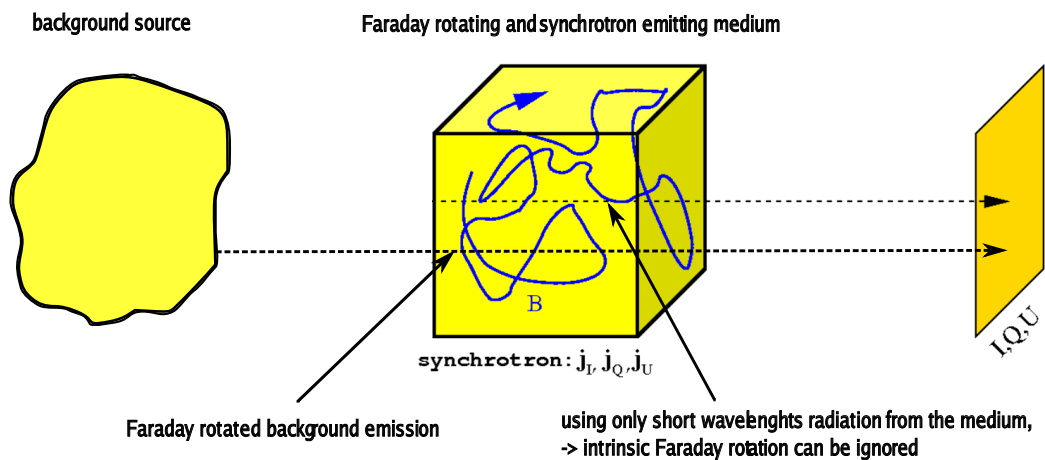


Figure 1. Schematic of an observational situation for which our set of correlation functions is suitable (modified picture taken from Waelkens et al. (2009)).

2. Methods

We now proceed to calculate the correlation functions of $I(\mathbf{x}_\perp)$, $P(\mathbf{x}_\perp)$ and $\phi(\mathbf{x}_\perp)$. Since all calculations resemble each other in respect of certain basic features, a general framework has been developed for them. Before presenting that, we introduce our basic notations and the magnetic correlation tensor, a quantity that will be referred to frequently but requires some preliminary explanation due to its complexity.

2.1. Notation

During this study we use the following definitions for the radio observables $I(\mathbf{x}_\perp)$, $P(\mathbf{x}_\perp)$ and $\phi(\mathbf{x}_\perp)$:

$$I = \int dz (B_1^2 + B_2^2), \quad (2)$$

$$P = \int dz (B_1^2 - B_2^2 + 2iB_1B_2), \quad \text{and} \quad (3)$$

$$\phi = \int dz B_3. \quad (4)$$

Throughout this study, the coordinate axis z always equals the line of sight. For convenience, all fore factors are suppressed including the electron density n_e , assumed to be constant. A detailed derivation can be found in Appendix B.

Apart from this, we like to introduce some further notation we use frequently. In the following, the vectors \mathbf{r} or \mathbf{r}' shall always denote a combination such as $\mathbf{x}' - \mathbf{x}$ to be defined exactly when needed. Furthermore, $\mathbf{w} = (\mathbf{k}_\perp'', 0)$, $\mathbf{u} = (\mathbf{k}_\perp'', 0)$, $\mathbf{v} = (\mathbf{k}_\perp', 0)$ and $\mathbf{a} = (-\mathbf{q}_\perp - \mathbf{k}_\perp', -q_z)$ holds.

2.2. The magnetic correlation tensor

We assume generally *Gaussian statistics* for the magnetic field distribution in the observed region. This is, of course, a simplification but represents an initial starting point, especially as we are mainly interested in a proof of concept and therefore seek for simplicity. In addition, we assume *statistical homogeneity* to first establish the most illuminating cases. This assumption is widely used in the literature. For an arbitrary field ψ , statistical homogeneity means that the two point correlation function of the field depends only on the distance of the two parts, $\langle \psi(\mathbf{x}') \overline{\psi(\mathbf{x})} \rangle = C(\mathbf{r})$ with $\mathbf{r} = \mathbf{x}' - \mathbf{x}$. This automatically implies for this correlation function in Fourier space:

$$\langle \psi(\mathbf{k}') \overline{\psi(\mathbf{k})} \rangle = (2\pi)^3 \delta^{(3)}(\mathbf{k}' - \mathbf{k}) P_\psi(k')$$

where the ψ -power spectrum is specified by the Fourier transformed correlation function $P_\psi(k') \propto \int dr^3 C_\psi(r) \exp[ik'r]$ as stated by the WKT-Theorem.

Within this study, the magnetic correlation tensor $M_{ij}(x, x') = \langle B_i(x) B_j(x') \rangle$ is frequently used for which this translational invariance leads to

$$M_{ij}(\mathbf{x}, \mathbf{x}') = M_{ij}(\mathbf{x}' - \mathbf{x} = \mathbf{r}) \quad \text{in normal space, and} \quad (5)$$

$$\hat{M}_{ij}(\mathbf{k}, \mathbf{k}') = (2\pi)^3 \delta(\mathbf{k}' - \mathbf{k}) \hat{M}_{ij}(k') \quad \text{in Fourier space.} \quad (6)$$

For homogeneous and isotropic magnetic turbulence the translationally invariant magnetic correlation tensor can be written as

$$M_{ij}(\mathbf{r}) = M_N(r) \delta_{ij} + (M_L(r) - M_N(r)) \frac{r_i r_j}{r^2} + M_H(r) \epsilon_{ijm} r_m \quad (7)$$

with the longitudinal, normal and helical spectra denoted by $M_L(r)$, $M_N(r)$ and $M_H(r)$ respectively. The solenoidal condition $\nabla \cdot \mathbf{B} = 0$ enables the connection of the two non-helical spectra by $M_N(r) = \frac{1}{2r} \frac{d}{dr} (r^2 M_L(r))$. By applying a Fourier transformation, we obtain:

$$\hat{M}_{ij}(\mathbf{k}) = \hat{M}_N(k) (\delta_{ij} - \frac{k_i k_j}{k^2}) - i \epsilon_{ijm} \hat{H}(k) \frac{k_m}{k}. \quad (8)$$

In this case, the condition $\nabla \cdot \mathbf{B} = 0$ was used directly in the form $k_i \hat{M}_{ij}(\mathbf{k}) = 0$ to reduce the degrees of freedom to the normal and the helical spectra. These two functions are specified in terms of their real space counterparts as

$$\hat{M}_N(k) = \int dr^3 M_N(r) \exp[i\mathbf{k}\mathbf{r}], \quad \text{and} \quad (9)$$

$$\hat{H}(k) = \frac{d}{dk} \hat{M}_H(k) = \frac{d}{dk} \int dr^3 M_H(r) \exp[i\mathbf{k}\mathbf{r}]. \quad (10)$$

Some interesting properties are:

$$M_N(0) = M_L(0) \quad \text{by definition,} \quad (11)$$

$$M_{ij}(0) = M_N(0) \delta_{ij}, \quad \text{and} \quad (12)$$

$$\hat{M}_N(0) = 0, \quad \text{since } M_N \text{ would diverge otherwise.} \quad (13)$$

The magnetic correlation tensor is closely related to the energy spectrum of the magnetic field. The field's mean energy density can be expressed as follows

$$\begin{aligned} \frac{1}{8\pi} \langle \mathbf{B}^2(\mathbf{x}) \rangle &= \frac{1}{8\pi} \int \frac{dk^3}{(2\pi)^3} \langle \sum_i B_i(\mathbf{k}) B_i(\mathbf{k}) \rangle = \frac{1}{8\pi} \int \frac{dk^3}{(2\pi)^3} \sum_i \hat{M}_{ii}(\mathbf{k}) = \\ &= \frac{1}{(2\pi)^3} \int_0^\infty dk k^2 \hat{M}_N(k) \stackrel{!}{=} \int_0^\infty dk \epsilon_B(k). \end{aligned} \quad (14)$$

In this case, we have used $M_{ii}(k) = 2M_N$ and $\epsilon_B(k)$ denotes the 1D-energy density of \mathbf{B} . From this we derive

$$\epsilon_B(k) = \frac{k^2 M_N(k)}{8\pi^3}, \quad (15)$$

which is used in the following to replace $M_N(k)$ by the more commonly applied magnetic energy spectrum.

Analogously to (14), the current helicity $\mathbf{j} \cdot \mathbf{B}$ can be expressed in terms of a helicity spectrum via

$$\begin{aligned} \langle \mathbf{j} \cdot \mathbf{B} \rangle &= \langle \mathbf{B} \cdot (\nabla \times \mathbf{B}) \rangle = \langle B_l(\mathbf{r}) \epsilon_{lij} \partial_{r_i} B_j(\mathbf{x} + \mathbf{r}) \rangle|_{r=0} = \partial_{r_i} \epsilon_{lij} M_{lj}(r)|_{r=0} \\ &= i \epsilon_{lij} \int \frac{dk^3}{(2\pi)^3} k_i \hat{M}_{lj}(\mathbf{k}) = \int \frac{dk^3}{(2\pi)^3} \epsilon_{lij} \epsilon_{ljm} \hat{H}(k) \frac{k_i k_m}{k} \\ &= - \int \frac{dk^3}{(2\pi)^3} \underbrace{\epsilon_{lji} \epsilon_{ljm}}_{2\delta_{im}} \hat{H}(k) \frac{k_i k_m}{k} = - \frac{8\pi}{(2\pi)^3} \int_0^\infty dk k^3 \hat{H}(k) \\ &\stackrel{!}{=} \int_0^\infty dk \epsilon_H(k). \end{aligned} \quad (16)$$

For isotropic, turbulent fields, the current helicity and the magnetic helicity $\mathbf{B} \cdot \mathbf{A}$ are closely connected. From now on we will mostly deal with current helicity and assume both notions to be convertible. We can read off the 1D-helical energy density $\epsilon_H(k)$

$$\epsilon_H(k) = - \frac{k^3 \hat{H}(k)}{\pi^2}. \quad (17)$$

The helical energy density can also be used to substitute $H(k)$. A more detailed analysis of these relations can be found in Moffatt (1978).

For the magnetic energy density in 1D Fourier space, a broken power-law is assumed in the following in our examples by adopting

$$\epsilon_B(k) = \epsilon_0 \left(\frac{k}{k_0} \right)^\beta \left(1 + \left(\frac{k}{k_0} \right)^2 \right)^{-\frac{(\alpha+\beta)}{2}}, \quad (18)$$

usually with $\beta = 2$ and $k_0 = 1$ if not stated otherwise, but with different spectral indices α . The low- k asymptotic $\epsilon_B \approx k^2$ corresponds to a white noise spectrum without correlations on scales larger than $1/k_0$. For large k , we find $\epsilon_B \propto k^{-\alpha}$, eventually becoming a Kolmogorov-spectrum for $\alpha = 5/3$.

When ever necessary, we can always model the helicity power spectrum as $\hat{H}(k) = -\frac{\pi^2}{k^3} \epsilon_H(k) = \frac{\pi^2}{k^3} h(k) \epsilon_B(k)$, where $h(k)$ is a function between -1 and 1 . This can be seen from

$$\hat{M}_{ij}(\mathbf{k}) = \frac{\epsilon_B(k)}{k^2} \underbrace{\left[8\pi(\delta_{ij} - \frac{k_i k_j}{k^2}) - i\pi^2 \epsilon_{ijm} h(k) \frac{k_m}{k} \right]}_{A_{ij}}. \quad (19)$$

The matrix A_{ij} must be positive definite. We adopt $\mathbf{k} = k e_x$ without loss of generality and find the characteristic polynomial of A_{ij} to be

$$\begin{aligned} (1 - \lambda)^2 - h^2 &= 0 \\ \longrightarrow 1 \pm h &= \lambda \geq 0 \\ \longrightarrow |h| &\leq 1 \end{aligned} \quad (20)$$

Which yields that $h \in [-1, 1]$.

2.3. General framework for all calculations

The correlation functions of our observables are calculated in a general and consistent way. The main steps of all calculations can be summarized and their presentation can be shortened which enables the differences between the correlation functions to be better highlighted.

Before we start, some general remarks about the mathematics are in place. Throughout this study an expression such as $\mathbf{J}^\dagger \mathbf{B}$ relates to a multidimensional scalar product:

$$\mathbf{J}^\dagger \mathbf{B} = \sum_i \int dx^3 \overline{\mathbf{J}_i(x)} \mathbf{B}_i(x). \quad (21)$$

This definition includes a discrete summation over indices as well as a continuous integral over position space. The symmetric properties of matrix objects defined over a space with a scalar product (21) reflect the appearance of discrete summation and continuous integration. Therefore, a matrix element $M_{ij}(\mathbf{x}, \mathbf{y})$ is called symmetric (or hermitian for complex quantities), if it is symmetric under a transposition of its indices *and* under an interchange of its vectors \mathbf{r} :

$$M_{ij}^\dagger(\mathbf{x}, \mathbf{y}) = M_{ji}(\mathbf{y}, \mathbf{x}). \quad (22)$$

Thus, a symmetrised element is expressed as

$$M_{ij,\text{sym}}(\mathbf{r}) = \frac{1}{2} (M_{ij}(\mathbf{r}) + M_{ji}(-\mathbf{r})), \quad (23)$$

where $\mathbf{r} = \mathbf{y} - \mathbf{x}$. In the case where a matrix element is only symmetrised for index transposition, we call it *index-symmetric*:

$$M_{ij,\text{isym}}(\mathbf{x}, \mathbf{y}) = \frac{1}{2} (M_{ij}(\mathbf{r}) + M_{ji}(\mathbf{r})). \quad (24)$$

This distinction between symmetric and index-symmetric is important, because it takes care of subtleties that could easily generate confusion. We like to emphasize the difference between both symmetry operations, when applied to the magnetic correlation tensor (8). The tensor contains an intrinsic symmetric and an intrinsic antisymmetric element. Regarding (23), the intrinsic antisymmetric part is preserved, whereas regarding (24) it is not. This is of paramount relevance, since information on the helical power spectrum is only preserved, if the intrinsic antisymmetric parts do not cancel out during calculations.

Furthermore, we like to introduce the functional derivative, which is the natural generalisation of a derivative to function vector spaces. Its precise definition is (see Peskin & Schroeder 1995):

$$\begin{aligned} \frac{\delta}{\delta \mathbf{J}_i(\mathbf{x})} \mathbf{J}_j(\mathbf{y}) &= \delta^{(3)}(\mathbf{x} - \mathbf{y}) \delta_{ij} \\ \frac{\delta}{\delta \mathbf{J}_i(\mathbf{x})} \frac{1}{2} \mathbf{J}^\dagger \mathbf{M} \mathbf{J} &= \frac{\delta}{\delta \mathbf{J}_i(\mathbf{x})} \int dy^3 \int dy'^3 \frac{1}{2} \mathbf{J}_k(\mathbf{y}) \mathbf{M}_{kl}(\mathbf{y}, \mathbf{y}') \mathbf{J}_l(\mathbf{y}') \\ &= \int dy'^3 \left[\frac{1}{2} \mathbf{J}_l(\mathbf{y}') \mathbf{M}_{li}(\mathbf{x}, \mathbf{y}') + \frac{1}{2} \mathbf{M}_{il}(\mathbf{x}, \mathbf{y}') \mathbf{J}_l(\mathbf{y}') \right] \\ &= \frac{1}{2} (\mathbf{J}^\dagger \mathbf{M})_i(\mathbf{x}) + \frac{1}{2} (\mathbf{M} \mathbf{J})_i(\mathbf{x}) \end{aligned}$$

For convenience and to avoid confusion with the delta function, we sometimes adopt easier notations:

$$\frac{\delta}{\delta \mathbf{J}_i(\mathbf{x})} = \partial_{J_i}(\mathbf{x}) = \partial_i(\mathbf{x}) \quad (25)$$

Now we proceed, presenting the framework of the calculations. The general evaluation of the expectation value of a function X of observables for Gaussian magnetic field statistics with correlation function M is conducted as follows¹:

$$\begin{aligned} \langle X(\mathbf{k}_\perp, \mathbf{k}'_\perp, \dots) \rangle_{\mathbf{B}} &= \frac{1}{\sqrt{|2\pi M|}} \int \mathcal{D}B X(\mathbf{k}_\perp, \mathbf{k}'_\perp, \dots) \exp[-\frac{1}{2} \mathbf{B}^\dagger \mathbf{M}^{-1} \mathbf{B}] \\ &= \frac{1}{\sqrt{|2\pi M|}} \int \mathcal{D}B \int d\mathbf{x}_\perp \dots \int d\mathbf{x}'_\perp \int dz \dots \int dz''' F(B_i(\mathbf{x}), B_j(\mathbf{x}'), \dots) \\ &\quad \exp[-\frac{1}{2} \mathbf{B}^\dagger \mathbf{M}^{-1} \mathbf{B}] \exp[i(\mathbf{k}_\perp \mathbf{x}_\perp + \mathbf{k}'_\perp \mathbf{x}'_\perp + \dots)] \\ &= \frac{1}{\sqrt{|2\pi M|}} \int \mathcal{D}B \int d\mathbf{x}_\perp \dots \int d\mathbf{x}'_\perp \int dz \dots \int dz''' F(\partial_{J_i}(\mathbf{x}), \partial_{J_j}(\mathbf{x}') \dots) |_{\mathbf{J}=0} \end{aligned}$$

¹ We denote with X either I , P or ϕ or combinations thereof up to fourth order in the magnetic field in Fourier space. Therefore X contains up to 4 Fourier vectors within the observed plane labeled with primes. We denote with F the real space source function of X which depends directly on the local components of the magnetic field B_i so that $X = \int dz \dots \int dz''' F(\mathbf{B}, \mathbf{B}', \mathbf{B}'', \mathbf{B}''')$.

$$\begin{aligned}
& \exp\left[-\frac{1}{2}\mathbf{B}^\dagger\mathbf{M}^{-1}\mathbf{B} + \mathbf{J}^\dagger\mathbf{B}\right] \exp[i(\mathbf{k}_\perp\mathbf{x}_\perp + \mathbf{k}'_\perp\mathbf{x}'_\perp + \dots)] \quad (26) \\
&= \int d\mathbf{x}_\perp \dots \int d\mathbf{x}'_\perp \int dz \dots \int dz' \exp[i(\mathbf{k}_\perp\mathbf{x}_\perp + \mathbf{k}'_\perp\mathbf{x}'_\perp + \dots)] \\
& \quad F\left(\partial_{J_i}(\mathbf{x}), \partial_{J_j}(\mathbf{x}' \dots)\right)|_{\mathbf{J}=0} \exp\left[\frac{1}{2}\mathbf{J}^\dagger\mathbf{M}\mathbf{J}\right] \\
&= \int d\mathbf{x} \dots \int d\mathbf{x}' \exp[i(\mathbf{k}_\perp\mathbf{x}_\perp + \mathbf{k}'_\perp\mathbf{x}'_\perp + \dots)] \\
& \quad F\left(\partial_{J_i}(\mathbf{x}), \partial_{J_j}(\mathbf{x}' \dots)\right)|_{\mathbf{J}=0} \exp\left[\frac{1}{2}\mathbf{J}^\dagger\mathbf{M}\mathbf{J}\right] \quad (27)
\end{aligned}$$

At this point, it is necessary to consider the actual form of F . The calculations vary enormously as complexity of the correlation functions differs. From now on we identify the covariance matrix of the Gaussian distribution with the magnetic correlation tensor. This identity is proven in Appendix C. In (26) we introduced a generating functional \mathbf{J} and completed the square of the exponential. By integrating out the shifted Gaussian part, which depends on \mathbf{B} , we are left with the part solely dependent on \mathbf{J} :

$$\begin{aligned}
& \frac{1}{\sqrt{|2\pi M|}} \int \mathcal{D}B \exp\left[-\frac{1}{2}\mathbf{B}^\dagger\mathbf{M}^{-1}\mathbf{B} + \mathbf{J}^\dagger\mathbf{B}\right] \\
&= \frac{1}{\sqrt{|2\pi M|}} \int \mathcal{D}B \exp\left[-\frac{1}{2}\mathbf{B}^\dagger\mathbf{M}^{-1}\mathbf{B} + \frac{1}{2}\mathbf{J}^\dagger\mathbf{B} + \frac{1}{2}\mathbf{B}^\dagger\mathbf{J}\right] \\
&= \frac{1}{\sqrt{|2\pi M|}} \int \mathcal{D}B \exp\left[-\frac{1}{2}\mathbf{B}^\dagger\mathbf{M}^{-1}\mathbf{B} + \frac{1}{2}\mathbf{J}^\dagger\mathbf{M}\mathbf{M}^{-1}\mathbf{B} + \frac{1}{2}\mathbf{B}^\dagger\mathbf{M}^{-1}\mathbf{M}\mathbf{J}\right] \\
&= \frac{1}{\sqrt{|2\pi M|}} \int \mathcal{D}B \exp\left[-\frac{1}{2}(\mathbf{B} - \mathbf{M}\mathbf{J})^\dagger\mathbf{M}^{-1}(\mathbf{B} - \mathbf{M}\mathbf{J})\right] \exp\left[\frac{1}{2}\mathbf{J}^\dagger\mathbf{M}\mathbf{J}\right] \\
&= \exp\left[\frac{1}{2}\mathbf{J}^\dagger\mathbf{M}\mathbf{J}\right] \quad (28)
\end{aligned}$$

In (27), we finally made the assumption that the observed space is sufficiently extended, so that we can neglect the finiteness of the integrals over the lines of sight $\int dz$ and treat them as if they were infinite.

Introducing the generating functional \mathbf{J} and thereby changing the fields $\mathbf{B}(\mathbf{x})$ to the functional derivative $\partial_{J_i}(\mathbf{x}) = \frac{\partial}{\partial J_i}(\mathbf{x})$ in (26) provides a powerful method to calculate the integral $\mathcal{D}B$ over all possible magnetic field configurations as an infinite-dimensional path integral. With the definition of the functional derivative at hand (25), we can discuss its actual evaluation. Since all uneven products of functional derivatives in (27) give zero because they also leave expressions with \mathbf{J} which have been “taken down” from the exponential function during the differentiation, we are left with just two general types of possible combinations: Two or four derivatives.

In addition to the generating functional technique familiar from quantum field theory, we also apply the renowned Wick theorem (see for example Peskin & Schroeder 1995) to evaluate the remaining derivatives in an elegant, quick and safe manner, rather than calculating them by brute force. The Wick theorem can be used under conditions which will become clear if one looks at how the underlying differentiation works. Firstly, we need the covariance matrix to be symmetric or hermitian. This, as already mentioned, means

$$M_{ij}(\mathbf{x}, \mathbf{y}) = M_{ij}^\dagger(\mathbf{x}, \mathbf{y}) = M_{ji}(\mathbf{y}, \mathbf{x}) \quad (29)$$

which is fulfilled by (7) and (8). However, since there will be one case where the covariance matrix is not symmetric or hermitian (see Chapter 3) and since we have to take thorough care of the exact order of the vectors, discussed in more detail below, the Wick theorem is expressed in a form that takes care of these subtleties:

$$\begin{aligned}
& \partial_i(\mathbf{a})\partial_j(\mathbf{b}) \exp\left[\frac{1}{2}\mathbf{J}^\dagger\mathbf{M}\mathbf{J}\right]\Bigg|_{\mathbf{J}=0} \\
&= \partial_i(\mathbf{a}) \left[\frac{1}{2}(\mathbf{J}^\dagger\mathbf{M})_j(\mathbf{b}) + \frac{1}{2}(\mathbf{M}\mathbf{J})_j(\mathbf{b}) \right] \exp\left[\frac{1}{2}\mathbf{J}^\dagger\mathbf{M}\mathbf{J}\right]\Bigg|_{\mathbf{J}=0} \\
&= \frac{1}{2}\mathbf{M}_{ij}(\mathbf{a}, \mathbf{b}) + \frac{1}{2}\mathbf{M}_{ji}(\mathbf{b}, \mathbf{a}) \quad (30)
\end{aligned}$$

and

$$\begin{aligned}
& \partial_i(\mathbf{a})\partial_j(\mathbf{b})\partial_k(\mathbf{c})\partial_l(\mathbf{d}) \exp\left[\frac{1}{2}\mathbf{J}^\dagger\mathbf{M}\mathbf{J}\right]\Bigg|_{\mathbf{J}=0} \\
&= \partial_i(\mathbf{a})\partial_j(\mathbf{b})\partial_k(\mathbf{c}) \left[\frac{1}{2}(\mathbf{J}^\dagger\mathbf{M})_{l}(\mathbf{d}) + \frac{1}{2}(\mathbf{M}\mathbf{J})_{l}(\mathbf{d}) \right] \exp\left[\frac{1}{2}\mathbf{J}^\dagger\mathbf{M}\mathbf{J}\right]\Bigg|_{\mathbf{J}=0}
\end{aligned}$$

$$\begin{aligned}
 &= \partial_i(\mathbf{a})\partial_j(\mathbf{b})\left[\left(\frac{1}{2}\mathbf{M}_{kl}(\mathbf{c}, \mathbf{d}) + \frac{1}{2}\mathbf{M}_{lk}(\mathbf{d}, \mathbf{c})\right)\right. \\
 &+ \left.\left(\frac{1}{2}(\mathbf{M}\mathbf{J})_l(\mathbf{d}) + \frac{1}{2}(\mathbf{J}^\dagger\mathbf{M})_l(\mathbf{d})\right)\left(\frac{1}{2}(\mathbf{J}^\dagger\mathbf{M})_k(\mathbf{c}) + \frac{1}{2}(\mathbf{M}\mathbf{J})_k(\mathbf{c})\right)\right] \exp\left[\frac{1}{2}\mathbf{J}^\dagger\mathbf{M}\mathbf{J}\right]_{\mathbf{J}=0} \\
 &= \partial_i(\mathbf{a})\left[\left(\frac{1}{2}\mathbf{M}_{kl}(\mathbf{c}, \mathbf{d}) + \frac{1}{2}\mathbf{M}_{lk}(\mathbf{d}, \mathbf{c})\right)\left(\frac{1}{2}(\mathbf{J}^\dagger\mathbf{M})_j(\mathbf{b}) + \frac{1}{2}(\mathbf{M}\mathbf{J})_j(\mathbf{b})\right)\right. \\
 &+ \left.\left(\frac{1}{2}\mathbf{M}_{lj}(\mathbf{d}, \mathbf{b}) + \frac{1}{2}\mathbf{M}_{jl}(\mathbf{b}, \mathbf{d})\right)\left(\frac{1}{2}(\mathbf{J}^\dagger\mathbf{M})_j(\mathbf{b}) + \frac{1}{2}(\mathbf{M}\mathbf{J})_j(\mathbf{b})\right)\right. \\
 &+ \left.\left(\frac{1}{2}(\mathbf{J}^\dagger\mathbf{M})_l(\mathbf{d}) + \frac{1}{2}(\mathbf{M}\mathbf{J})_l(\mathbf{d})\right)\left(\frac{1}{2}\mathbf{M}_{kj}(\mathbf{c}, \mathbf{b}) + \frac{1}{2}\mathbf{M}_{jk}(\mathbf{b}, \mathbf{c}) + \dots\right)\right] \exp\left[\frac{1}{2}\mathbf{J}^\dagger\mathbf{M}\mathbf{J}\right]_{\mathbf{J}=0} \\
 &= \left(\frac{1}{2}M_{kl}(\mathbf{c}, \mathbf{d}) + \frac{1}{2}M_{lk}(\mathbf{d}, \mathbf{c})\right)\left(\frac{1}{2}M_{ij}(\mathbf{a}, \mathbf{b}) + \frac{1}{2}M_{ji}(\mathbf{b}, \mathbf{a})\right) \\
 &+ \left(\frac{1}{2}M_{lj}(\mathbf{d}, \mathbf{b}) + \frac{1}{2}M_{jl}(\mathbf{b}, \mathbf{d})\right)\left(\frac{1}{2}M_{ki}(\mathbf{c}, \mathbf{a}) + \frac{1}{2}M_{ik}(\mathbf{a}, \mathbf{c})\right) \\
 &+ \left(\frac{1}{2}M_{il}(\mathbf{a}, \mathbf{d}) + \frac{1}{2}M_{li}(\mathbf{d}, \mathbf{a})\right)\left(\frac{1}{2}M_{kj}(\mathbf{c}, \mathbf{b}) + \frac{1}{2}M_{jk}(\mathbf{b}, \mathbf{c})\right). \tag{31}
 \end{aligned}$$

Now all derivatives up to fourth order can be calculated just by simply inserting the current case. For example $\partial_1^2(\mathbf{x})\partial_1^2(\mathbf{x}')|_{\mathbf{J}=0} \exp\left[\frac{1}{2}\mathbf{J}^\dagger\mathbf{M}\mathbf{J}\right]$ can be read off from (31) by inserting $i = j = k = l = 1$, $\mathbf{a} = \mathbf{b} = \mathbf{x}$ and $\mathbf{c} = \mathbf{d} = \mathbf{x}'$:

$$\partial_1^2(\mathbf{x})\partial_1^2(\mathbf{x}') \exp\left[\frac{1}{2}\mathbf{J}^\dagger\mathbf{M}\mathbf{J}\right]_{\mathbf{J}=0} = M_{11}^2(0) + 2M_{11}^2(\mathbf{r}) \tag{32}$$

As we can see from (31), all antisymmetric parts cancel out during the differentiation. Thus although \mathbf{M} was not explicitly restricted to be symmetric, only the symmetric elements of the magnetic correlation tensor

$$M_{ij,\text{sym}}(\mathbf{r}) = \frac{1}{2}(M_{ij}(\mathbf{r}) + M_{ji}(-\mathbf{r})) \tag{33}$$

remain in the end. However, it is important to understand that these symmetric elements actually preserve the intrinsic antisymmetric parts that constitute the magnetic correlation tensor. As mentioned above, this is because we take into account the inversion of the vector \mathbf{r} when transposing the tensor elements. A look at (7) reveals, that the minus sign of the Levi-Civita-tensor ϵ_{ijm} we encounter under interchanged indices is exactly cancelled by the minus sign occurring due to inversion of the vector \mathbf{r} :

$$M_{ij}(\mathbf{r}) = M_N(r)\delta_{ij} + (M_L(r) - M_N(r))\frac{r_i r_j}{r^2} + M_H(r)\epsilon_{ijm}r_m. \tag{34}$$

This means that although the tensor (34) is symmetric in the general way defined in (23), it is not index-symmetric due to its individual antisymmetric constituents. The consequence is that if we carry out the derivatives using the Wick theorem we not only have to take care of the right combination of indices but also of the corresponding vectors \mathbf{r} or $-\mathbf{r}$ and, in the end only the symmetric parts of \mathbf{M} , as defined in (23), appear. And further, this does mean that if we encounter index-symmetric expressions such as $M_{ij}(\mathbf{r}) = 1/2(M_{ij}(\mathbf{r}) + M_{ji}(\mathbf{r}))$, the intrinsic antisymmetric part related to the helical power spectrum in (34) is lost during the differentiation. A careful look at (31) reveals that with the right combination for i, j, k, l and $\mathbf{a}, \mathbf{b}, \mathbf{c}, \mathbf{d}$ and a sum of terms as in (31), it is possible to get such combinations. For example

$$\begin{aligned}
 &\partial_1^2(\mathbf{x})\partial_2^2(\mathbf{x}') + \partial_2^2(\mathbf{x})\partial_1^2(\mathbf{x}') \exp\left[\frac{1}{2}\mathbf{J}^\dagger\mathbf{M}\mathbf{J}\right]_{\mathbf{J}=0} = 2M_{11}(0)M_{22}(0) \\
 &+ 2(M_{21}^2(\mathbf{x}\cdot\mathbf{x}') + M_{12}^2(\mathbf{x}\cdot\mathbf{x}')) = 2M_{11}(0)M_{22}(0) + 4M_{21,\text{isym}}^2(\mathbf{x}\cdot\mathbf{x}') \tag{35}
 \end{aligned}$$

3. The polarisation 2-point function $\langle P(\mathbf{k}_\perp) \cdot \overline{P(\mathbf{k}'_\perp)} \rangle_B$

In this section the polarisation 2-point function $\langle P(\mathbf{k}_\perp) \cdot \overline{P(\mathbf{k}'_\perp)} \rangle_B$ is calculated to serve us as an example for the general calculation to obtain the other correlation functions of our observables. Since the steps are similar for all correlation functions and differ only in complexity, we intend to present them in detail only for a single case here and just list the other calculations in the Appendix A.

As $\langle P(\mathbf{k}_\perp) \cdot \overline{P(\mathbf{k}'_\perp)} \rangle_B$ is of fourth order in the magnetic field and, in addition, P has a rather complex dependence on \mathbf{B} , it is convenient to introduce a compact notation for $P(\mathbf{x}_\perp) = \int_0^L dz (B_1(\mathbf{x}) + iB_2(\mathbf{x}))^2$ in order to clarify the calculation as far as possible. Defining $B_\pm = \frac{1}{\sqrt{2}}(B_1 \pm iB_2)$ allows the expression $P(\mathbf{x}_\perp) = \int_0^L dz 2B_+^2(\mathbf{x})$ and $\overline{P(\mathbf{x}_\perp)} = \int_0^L dz 2B_-^2(\mathbf{x})$. Thus, a change of basis of \mathbf{B} is introduced, mapping $\mathbf{B} = (B_1, B_2, B_3) \rightarrow \hat{\mathbf{B}} = (B_+, B_-, B_3)$. We can then work effectively with $2B_+^2(\mathbf{x}) \cdot 2B_-^2(\mathbf{x}')$ instead of $(B_1(\mathbf{x}) + iB_2(\mathbf{x}))^2 \cdot (B_1(\mathbf{x}') - iB_2(\mathbf{x}'))^2$. With regard to the correlation function, this results in:

$$\langle P(\mathbf{k}_\perp) \cdot \overline{P(\mathbf{k}'_\perp)} \rangle_B = 4 \int d\mathbf{x}_\perp \int d\mathbf{x}'_\perp \int dz \int dz' \exp[i(\mathbf{k}_\perp \mathbf{x}_\perp - \mathbf{k}'_\perp \mathbf{x}'_\perp)]$$

$$\partial_{J_+}^2(\mathbf{x})\partial_{J_-}^2(\mathbf{x}') \exp\left[\frac{1}{2}\mathbf{J}^\dagger\mathbf{M}\mathbf{J}\right]_{\mathbf{J}=0} \quad (36)$$

Regarding the differentiation with respect to J_\pm we need to establish a relation between $J_{1/2}$ and J_\pm . The basis transformation should preserve all scalar products, therefore, we have $J_+^\dagger B_+ + J_-^\dagger B_- + J_3^\dagger B_3 = J_1^\dagger B_1 + J_2^\dagger B_2 + J_3^\dagger B_3$. Using this we establish the required relations:

$$J_+^\dagger B_+ + J_-^\dagger B_- = J_1^\dagger B_1 + J_2^\dagger B_2 \quad (37)$$

$$\longrightarrow J_1^\dagger = \frac{1}{\sqrt{2}}(J_+^\dagger + J_-^\dagger) \text{ and } J_2^\dagger = \frac{i}{\sqrt{2}}(J_+^\dagger - J_-^\dagger)$$

$$\text{from which we obtain } J_\pm = \frac{1}{\sqrt{2}}(J_1 \pm iJ_2) \quad (38)$$

$$\text{and also } J_1 = \frac{1}{\sqrt{2}}(J_- + J_+) \text{ as well as } J_2 = \frac{i}{\sqrt{2}}(J_- - J_+). \quad (39)$$

Thus, the transformation matrices $\mathbf{J} = \mathbf{O}\hat{\mathbf{J}}$ and $\hat{\mathbf{J}} = \mathbf{O}^\dagger\mathbf{J}$ are:

$$\mathbf{O} = \begin{pmatrix} \frac{1}{\sqrt{2}} & \frac{1}{\sqrt{2}} & 0 \\ -\frac{i}{\sqrt{2}} & \frac{i}{\sqrt{2}} & 0 \\ 0 & 0 & 1 \end{pmatrix}, \quad \text{and } \mathbf{O}^\dagger = \begin{pmatrix} \frac{1}{\sqrt{2}} & \frac{i}{\sqrt{2}} & 0 \\ \frac{1}{\sqrt{2}} & -\frac{i}{\sqrt{2}} & 0 \\ 0 & 0 & 1 \end{pmatrix}$$

We now need to express the argument $\mathbf{J}^\dagger\mathbf{M}\mathbf{J}$ of the exponential in (36) in terms of the transformed quantities:

$$\mathbf{J}^\dagger\mathbf{M}\mathbf{J} = \hat{\mathbf{J}}^\dagger\mathbf{O}^\dagger\mathbf{M}\mathbf{O}\hat{\mathbf{J}} = \hat{\mathbf{J}}^\dagger\hat{\mathbf{M}}\hat{\mathbf{J}} \quad \text{with } \hat{\mathbf{M}} = \mathbf{O}^\dagger\mathbf{M}\mathbf{O}$$

Some elements of $\hat{\mathbf{M}}$ that will soon become important are:

$$\hat{M}_{++}(r) = \frac{1}{2}(M_{11}(r) + M_{22}(r) - iM_{12}(r) + iM_{21}(r)) \quad (40)$$

$$\hat{M}_{--}(r) = \frac{1}{2}(M_{11}(r) + M_{22}(r) + iM_{12}(r) - iM_{21}(r)) \quad (41)$$

$$\hat{M}_{+-}(r) = \frac{1}{2}(M_{11}(r) - M_{22}(r) + iM_{12}(r) + iM_{21}(r)) \quad (42)$$

$$\hat{M}_{-+}(r) = \frac{1}{2}(M_{11}(r) - M_{22}(r) - iM_{12}(r) - iM_{21}(r)) \quad (43)$$

The entire matrix then reads:

$$\hat{\mathbf{M}} = \begin{pmatrix} \hat{M}_{++}(r) & \hat{M}_{+-}(r) & \frac{1}{\sqrt{2}}(M_{13} + M_{23}) \\ \hat{M}_{-+}(r) & \hat{M}_{--}(r) & \frac{1}{\sqrt{2}}(M_{13} - M_{23}) \\ \frac{1}{\sqrt{2}}(M_{31} - iM_{32}) & \frac{1}{\sqrt{2}}(M_{31} + iM_{32}) & M_{33} \end{pmatrix}$$

Returning to the correlation function (36), we can now carry out the functional derivatives. Since $\hat{\mathbf{J}}$ is a complex quantity, we now have to concern ourselves with the complex conjugation implied in the \dagger operation which affects $\hat{\mathbf{J}} = (\bar{J}_+, \bar{J}_-, \bar{J}_3) = (J_-, J_+, J_3)$. Using (31) we find :

$$\partial_{J_+}(\mathbf{x})\partial_{J_-}(\mathbf{x})\partial_{J_+}(\mathbf{x}')\partial_{J_-}(\mathbf{x}') \exp\left[\frac{1}{2}\hat{\mathbf{J}}^\dagger\hat{\mathbf{M}}\hat{\mathbf{J}}\right]_{\hat{\mathbf{J}}=0} = 2(M_{11}(\mathbf{r}) + M_{22}(\mathbf{r}))^2 \quad (44)$$

Inserting this into the overall equation for the correlation function (36) results in:

$$\begin{aligned} \langle P(\mathbf{k}_\perp) \cdot \overline{P(\mathbf{k}'_\perp)} \rangle &= 8 \int dx^3 \int dx'^3 (M_{11}(\mathbf{r}) + M_{22}(\mathbf{r}))^2 \exp[i(\mathbf{k}_\perp \mathbf{x}_\perp - \mathbf{k}'_\perp \mathbf{x}'_\perp)] \\ &= 8 \int dx^3 \int dr^3 \cdot (M_{11}^2(\mathbf{r}) + M_{22}^2(\mathbf{r}) + 2M_{22}(\mathbf{r})M_{11}(\mathbf{r})) \exp[ix_\perp(\mathbf{k}_\perp - \mathbf{k}'_\perp)] \\ &\quad \exp[-i\mathbf{r}_\perp \mathbf{k}'_\perp] \\ &= 8 \int dx^3 \int dr^3 \int \frac{dq^3}{(2\pi)^3} \int \frac{d\tilde{q}^3}{(2\pi)^3} \cdot (M_{11}(\mathbf{q})M_{11}(\tilde{\mathbf{q}}) + M_{22}(\mathbf{q})M_{22}(\tilde{\mathbf{q}}) \\ &\quad + M_{22}(\mathbf{q})M_{11}(\tilde{\mathbf{q}}) + M_{22}(\tilde{\mathbf{q}})M_{11}(\mathbf{q})) \exp[ix_\perp(\mathbf{k}_\perp - \mathbf{k}'_\perp)] \exp[-i\mathbf{r}(\mathbf{q} + \tilde{\mathbf{q}})] \\ &\quad \exp[-i\mathbf{r}_\perp \mathbf{k}'_\perp] \\ &= 8(2\pi)^2 \delta^2(\mathbf{k}_\perp - \mathbf{k}'_\perp) \int dz \int dr^3 \int \frac{dq^3}{(2\pi)^3} \int \frac{d\tilde{q}^3}{(2\pi)^3} \cdot (M_{11}(\mathbf{q})M_{11}(\tilde{\mathbf{q}}) \end{aligned}$$

$$\begin{aligned}
 & + M_{22}(\mathbf{q})M_{22}(\tilde{\mathbf{q}}) + M_{22}(\mathbf{q})M_{11}(\tilde{\mathbf{q}}) + M_{22}(\tilde{\mathbf{q}})M_{11}(\mathbf{q}) \exp[-i\mathbf{r}_\perp(\mathbf{q}_\perp + \tilde{\mathbf{q}}_\perp + \mathbf{k}'_\perp)] \\
 & \exp[-ir_z(q_z + \tilde{q}_z)] \\
 & = \frac{8}{2\pi} \delta^2(\mathbf{k}_\perp - \mathbf{k}'_\perp) L_z \int dq^3 \int d\tilde{q}^3 \cdot \delta^2(\mathbf{q}_\perp + \tilde{\mathbf{q}}_\perp + \mathbf{k}'_\perp) \delta(q_z + \tilde{q}_z) (M_{11}(\mathbf{q})M_{11}(\tilde{\mathbf{q}}) \\
 & \quad + M_{22}(\mathbf{q})M_{22}(\tilde{\mathbf{q}}) + M_{22}(\mathbf{q})M_{11}(\tilde{\mathbf{q}}) + M_{22}(\tilde{\mathbf{q}})M_{11}(\mathbf{q})) \\
 & \stackrel{\mathbf{a}=(-\mathbf{q}_\perp-\mathbf{k}'_\perp,-q_z)}{=} \frac{8}{2\pi} \delta^2(\mathbf{k}_\perp - \mathbf{k}'_\perp) L_z \int dq^3 \cdot (M_{11}(\mathbf{q})M_{11}(\mathbf{a}) + M_{22}(\mathbf{q})M_{22}(\mathbf{a}) \\
 & \quad + M_{22}(\mathbf{q})M_{11}(\mathbf{a}) + M_{22}(\mathbf{a})M_{11}(\mathbf{q})) \\
 & = \frac{8}{2\pi} (2\pi)^6 \delta^2(\mathbf{k}_\perp - \mathbf{k}'_\perp) L_z \int dq^3 \cdot \frac{\epsilon_B(q)\epsilon_B(a)}{q^2 a^2} \cdot \left[\left(1 - \frac{q_x^2}{q^2}\right) \left(1 - \frac{a_x^2}{a^2}\right) \right. \\
 & \quad \left. + \left(1 - \frac{q_y^2}{q^2}\right) \left(1 - \frac{a_y^2}{a^2}\right) + \left(1 - \frac{q_z^2}{q^2}\right) \left(1 - \frac{a_z^2}{a^2}\right) + \left(1 - \frac{q_x^2}{q^2}\right) \left(1 - \frac{a_y^2}{a^2}\right) \right] \\
 & = 8(2\pi)^5 \delta^2(\mathbf{k}_\perp - \mathbf{k}'_\perp) L_z \underbrace{\int dq^3 \cdot \frac{\epsilon_B(q)\epsilon_B(a)}{q^2 a^2} \left[\left(2 - \frac{\mathbf{q}_\perp^2}{q^2}\right) \left(2 - \frac{\mathbf{a}_\perp^2}{a^2}\right) \right]}_K \tag{45}
 \end{aligned}$$

This integral can be further simplified. To do this, we transform it into spherical coordinates and perform the subintegral over φ analytically. The remaining 2-dimensional integral can be done numerically without problems. We choose the axes to be selected so that the angle θ is between the x -axis and vector \mathbf{q}_\perp while the angle φ rotates around the x -axis. Without loss of generality, we choose $\mathbf{k}_\perp = k_\perp e_x$ to ensure that the angle between \mathbf{q}_\perp and \mathbf{k}_\perp coincides with θ . Thus the transformation is

$$q_x = q \cos \theta \tag{46}$$

$$q_y = q \sin \theta \sin \varphi \tag{47}$$

$$q_z = q \sin \theta \cos \varphi. \tag{48}$$

Which implies for the required quantities:

$$\mathbf{q}_\perp^2 = q_x^2 + q_y^2 = q^2 \sin^2 \theta \sin^2 \varphi + \cos^2 \theta = q^2 (1 - \sin^2 \theta \cos^2 \varphi) \tag{49}$$

$$\mathbf{a}_\perp^2 = (\mathbf{q}_\perp + \mathbf{k}_\perp)^2 = \mathbf{q}_\perp^2 + \mathbf{k}_\perp^2 + 2 \mathbf{q}_\perp \cdot \mathbf{k}_\perp = \mathbf{q}_\perp^2 + \mathbf{k}_\perp^2 + 2qk_\perp \cos \theta \tag{50}$$

$$\begin{aligned}
 \mathbf{a}^2 &= (\mathbf{q}_\perp + \mathbf{k}_\perp)^2 + q_z^2 = \mathbf{q}_\perp^2 + \mathbf{k}_\perp^2 + q_z^2 + 2 \mathbf{q}_\perp \cdot \mathbf{k}_\perp \\
 &= \mathbf{q}^2 + \mathbf{k}_\perp^2 + 2qk_\perp \cos \theta. \tag{51}
 \end{aligned}$$

The integral (45) is then transformed as follows:

$$\begin{aligned}
 K &= \int dq^3 \cdot \frac{\epsilon_B(q)\epsilon_B(a)}{q^2 a^2} \left[\left(2 - \frac{\mathbf{q}_\perp^2}{q^2}\right) \left(2 - \frac{\mathbf{a}_\perp^2}{a^2}\right) \right] \\
 &= \int dq \int_{-1}^1 d \cos \theta \frac{\epsilon_B(q)\epsilon_B(a)}{q^2 a^2} \int_0^{2\pi} d\varphi [1 + \sin^2 \theta \cos^2 \varphi] \\
 & \quad \left[2 - \frac{q^2 (1 - \sin^2 \theta \cos^2 \varphi) + k_\perp^2 + 2qk_\perp \cos \theta}{q^2 + k_\perp^2 + 2qk_\perp \cos \theta} \right] \\
 &= \int dq \int_{-1}^1 d \cos \theta \frac{\epsilon_B(q)\epsilon_B(a)}{q^2 a^2} \left[2 + \sin^2 \theta \right. \\
 & \quad \left. + \left(1 + \frac{3}{4} \sin^2 \theta\right) \left(\frac{q^2 \sin^2 \theta}{q^2 + k_\perp^2 + 2qk_\perp \cos \theta} \right) \right] \pi \tag{52}
 \end{aligned}$$

We integrate this numerically for values of k_\perp between $k = 10^{-2}$ and 10^3 . We vary the spectral index α between $\alpha = \frac{1}{2}$ and the Kolmogorov-type spectrum $\alpha = 5/3$. The results can be seen in Fig. 2 (left). The slope of the declining section is not equal to α but depends on it. It is referred to as the polarisation spectrum slope α^* . If one plots the energy spectrum slope α against the polarisation spectrum slope α^* , one can see that there are two different regimes, for roughly $\alpha > 1$ and $\alpha < 1$ (see Fig. 2 (right)).

It is now necessary to understand the approximate behavior of our findings in Fig. 2 (left) as well as the significance of the different regimes seen in Fig. 2 (right). As long as α is large enough the term $\epsilon(q)$ only contributes to the integral within a sphere with radius q_0 in q -space, because there it is mainly constant: $\frac{\epsilon(q)}{q^2} \approx \text{const}$. Beyond this sphere it is strongly suppressed by the $q^{-\alpha}$ -dependence. In this case the slope is determined by the second term $\epsilon(|\mathbf{q} + \mathbf{k}'_\perp|)$ in (52) which also contributes only within a sphere determined by q around the point k'_\perp . Inside this sphere, ϵ is roughly $\epsilon(k'_\perp)$ because q is small in comparison to k'_\perp since we are looking at the case $k'_\perp > q_0$ (otherwise we get a constant behaviour of the total integral as can be seen in the plots). So we get approximately $I \propto \epsilon(0)\epsilon(k'_\perp)$ which leads to $\log[I] \approx -(\alpha + 2) \log[k'_\perp] + \text{const}$. This is confirmed by the approximations

plotted in Fig. 2 (left) and Fig. 2 (right). In Fig. 2 (left) we plotted a rough estimate for the integral, where we have just integrated $I \propto \epsilon(0)\epsilon(k'_\perp)$ inside the q_0 -sphere. In order to match the original integral better, it had to be shifted by a factor of 1.6, which is perfectly reasonable considering that the simple sphere is just an approximation for a more complex structure. In Fig. 2 (right) we see that $-\alpha - 2$ is indeed a good approximation for α^* in the high- α regime. The regime where $\alpha < 1$ is not really of physical interest because all energy spectra with $\alpha < 1$ would lead to the unphysical situation of infinite energies on the smallest scales as the spectrum complies with $k^{-\alpha}$. Therefore we are not interested in the exact behaviour of the integral values below $\alpha = 1$.

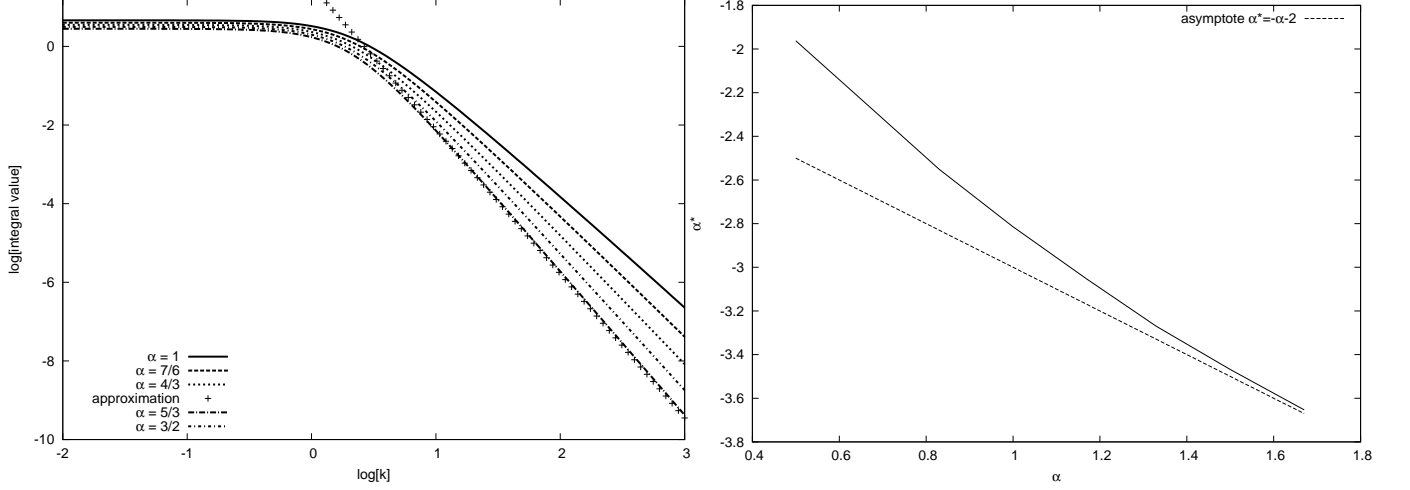


Figure 2. Left: Numerically evaluated integral values of $\langle P(\mathbf{k}_\perp) \cdot \overline{P(\mathbf{k}'_\perp)} \rangle_B$ in a log-log diagram with an approximation for the $\alpha = 5/3$ case. Right: Plot of the energy spectrum slopes α against the polarisation spectrum slopes α^* in $\langle P(\mathbf{k}_\perp) \cdot P(\mathbf{k}'_\perp) \rangle_B$.

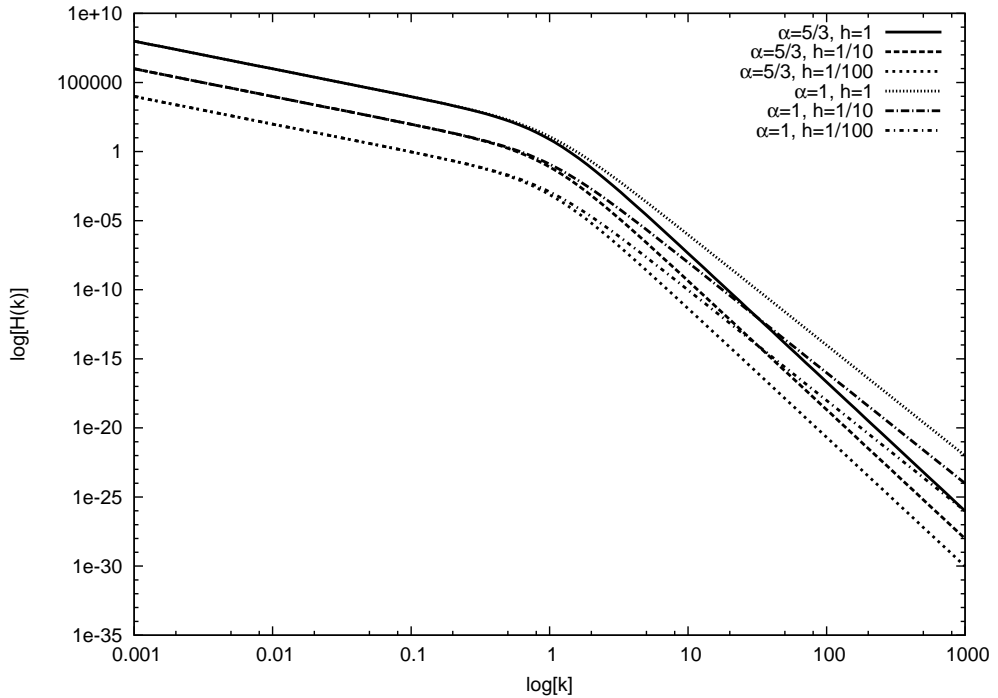


Figure 3. Helical spectra of $\langle I(\mathbf{k}_\perp)\phi(\mathbf{k}'_\perp)\phi(\mathbf{k}''_\perp) \rangle_B$ and $\langle P(\mathbf{k}_\perp)\phi(\mathbf{k}'_\perp)\phi(\mathbf{k}''_\perp) \rangle_B$ for $\alpha = 1$ and $\alpha = 5/3$, $\mathbf{k}_\perp = 0$ and different values of $h(k)$ and under further assumptions for which both functions take on the same analytical form.

4. Other correlation functions

We now provide the results for the other correlation functions of our observables without repeating the details of the calculations. All functions of first or third order in \mathbf{B} are omitted because they are obviously zero due to the uneven number of fields appearing in them. These are $\langle \phi(\mathbf{k}_\perp) \rangle_{\mathbf{B}}$, $\langle \phi(\mathbf{k}_\perp) \phi(\mathbf{k}'_\perp) \phi(\mathbf{k}''_\perp) \rangle_{\mathbf{B}}$, $\langle I(\mathbf{k}_\perp) \phi(\mathbf{k}'_\perp) \rangle_{\mathbf{B}}$ and $\langle P(\mathbf{k}_\perp) \phi(\mathbf{k}'_\perp) \rangle_{\mathbf{B}}$. As stated before, the calculational steps to gain these expressions are fairly similar to the case of $\langle P(\mathbf{k}_\perp) \cdot P(\mathbf{k}'_\perp) \rangle_{\mathbf{B}}$. As a matter of fact, most of them are even easier to obtain. More complex numerical integrations are only needed in the cases of $\langle I(\mathbf{k}_\perp) I(\mathbf{k}'_\perp) \rangle_{\mathbf{B}}$ and $\langle I(\mathbf{k}_\perp) P(\mathbf{k}'_\perp) \rangle_{\mathbf{B}}$. In the following, the vectors \mathbf{r} or \mathbf{r}' shall always denote a combination such as $\mathbf{x}' - \mathbf{x}$, to be defined for each correlation function in Appendix A. By $\mathcal{B}(a, b)$ we denote the Beta-function. Furthermore \mathbf{u} , \mathbf{v} and \mathbf{w} are defined as $\mathbf{w} = (\mathbf{k}''_\perp, 0)$, $\mathbf{u} = (\mathbf{k}'_\perp, 0)$, $\mathbf{v} = (\mathbf{k}_\perp, 0)$ and $\mathbf{a} = (-\mathbf{q}_\perp - \mathbf{k}'_\perp, -q_z)$. Here are the results:

$$\begin{aligned} \langle I(\mathbf{k}_\perp) \rangle_{\mathbf{B}} &= 2(2\pi)^2 \delta(\mathbf{k}_\perp) L_z M_N(0) \\ &= 128\pi^4 \delta(\mathbf{k}_\perp) L_z \mathcal{B}\left(\frac{\beta}{2} + \frac{1}{2}, \frac{\alpha}{2} - \frac{1}{2}\right) \end{aligned} \quad (53)$$

$$\langle P(\mathbf{k}_\perp) \rangle_{\mathbf{B}} = 0 \quad (54)$$

$$\begin{aligned} \langle \phi(\mathbf{k}_\perp) \phi(\mathbf{k}'_\perp) \rangle_{\mathbf{B}} &= (2\pi)^2 \delta^2(\mathbf{k}_\perp + \mathbf{k}'_\perp) L_z \hat{M}_{33}(\mathbf{k}'_\perp, 0) \\ &= 32\pi^5 \delta^2(\mathbf{k}_\perp + \mathbf{k}'_\perp) L_z \epsilon(v)/v^2 \end{aligned} \quad (55)$$

$$\begin{aligned} \langle I(\mathbf{k}_\perp) I(\mathbf{k}'_\perp) \rangle_{\mathbf{B}} &= (2\pi)^2 \delta^2(\mathbf{k}_\perp + \mathbf{k}'_\perp) L_z \int \frac{dq^3}{(2\pi)^3} \left(2(\tilde{M}_{11}(\mathbf{q}) \tilde{M}_{11}(\mathbf{a})) \right. \\ &\quad \left. + \tilde{M}_{22}(\mathbf{q}) \tilde{M}_{22}(\mathbf{a}) + 4\tilde{M}_{21, \text{isym}}(\mathbf{q}) \tilde{M}_{21, \text{isym}}(\mathbf{a}) \right) \\ &= 8\pi^2 \delta^2(\mathbf{k}_\perp + \mathbf{k}'_\perp) L_z \int dq^3 \frac{\epsilon(q)\epsilon(a)}{q^2 a^2} \left[\left(1 - \frac{q_1^2}{q^2}\right) \left(1 - \frac{a_1^2}{a^2}\right) \right. \\ &\quad \left. + \left(1 - \frac{q_2^2}{q^2}\right) \left(1 - \frac{a_2^2}{a^2}\right) + 2\left(\frac{q_2 q_1}{q^2}\right) \left(\frac{a_2 a_1}{a^2}\right) \right] \end{aligned} \quad (56)$$

$$\begin{aligned} \langle P(\mathbf{k}_\perp) \bar{P}(\mathbf{k}'_\perp) \rangle_{\mathbf{B}} &= \frac{8}{2\pi} \delta^2(\mathbf{k}_\perp - \mathbf{k}'_\perp) L_z \int dq^3 \\ &\quad (M_{11}(\mathbf{q}) M_{11}(\mathbf{a}) + M_{22}(\mathbf{q}) M_{22}(\mathbf{a}) \\ &\quad + M_{22}(\mathbf{q}) M_{11}(\mathbf{a}) + M_{22}(\mathbf{a}) M_{11}(\mathbf{q})) \\ &= 8(2\pi)^5 \delta^2(\mathbf{k}_\perp - \mathbf{k}'_\perp) L_z \int dq^3 \cdot \frac{\epsilon_B(q)\epsilon_B(a)}{q^2 a^2} \\ &\quad \left[\left(2 - \frac{\mathbf{q}_\perp^2}{q^2}\right) \left(2 - \frac{\mathbf{a}_\perp^2}{a^2}\right) \right] \end{aligned} \quad (57)$$

$$\begin{aligned} \langle \phi(\mathbf{k}_\perp) \phi(\mathbf{k}'_\perp) \phi(\mathbf{k}''_\perp) \phi(\mathbf{k}'''_\perp) \rangle_{\mathbf{B}} &= (2\pi)^4 \left[\delta^2(\mathbf{k}''_\perp + \mathbf{k}'''_\perp) \delta^2(\mathbf{k}_\perp + \mathbf{k}'_\perp) \hat{M}_N(w) \hat{M}_N(v) \right. \\ &\quad + \delta^2(\mathbf{k}'''_\perp + \mathbf{k}'_\perp) \delta^2(\mathbf{k}_\perp + \mathbf{k}_\perp) \hat{M}_N(w) \hat{M}_N(u) \\ &\quad \left. + \delta^2(\mathbf{k}''_\perp + \mathbf{k}'_\perp) \delta^2(\mathbf{k}'''_\perp + \mathbf{k}_\perp) \hat{M}_N(w) \hat{M}_N(u) \right] \end{aligned} \quad (58)$$

$$\begin{aligned} \langle I(\mathbf{k}_\perp) P(\mathbf{k}'_\perp) \rangle_{\mathbf{B}} &= (2\pi)^2 \delta^2(\mathbf{k}_\perp + \mathbf{k}'_\perp) L_z \int \frac{dq^3}{(2\pi)^3} \left[\frac{M_N(q) M_N(a)}{q^2 a^2} \right. \\ &\quad \left. \left[2(q_2^2 + q_3^2)(a_2^2 + a_3^2) + 2(q_1^2 + q_3^2)(a_1^2 + a_3^2) \right] \right] \end{aligned} \quad (59)$$

$$\begin{aligned} \langle I(\mathbf{k}_\perp) \phi(\mathbf{k}'_\perp) \phi(\mathbf{k}''_\perp) \rangle_{\mathbf{B}} &= L^2 (2\pi)^4 \delta^2(\mathbf{k}'_\perp + \mathbf{k}''_\perp) \delta^2(\mathbf{k}_\perp) \hat{M}_N(u) 2M_N(0) \\ &\quad - 2L_z (2\pi)^2 \delta^2(\mathbf{k}_\perp + \mathbf{k}'_\perp + \mathbf{k}''_\perp) \hat{H}(u) \hat{H}(v) / uv \\ &\quad (u_1 v_1 + u_2 v_2) \end{aligned} \quad (60)$$

$$\begin{aligned} \langle P(\mathbf{k}_\perp) \phi(\mathbf{k}'_\perp) \phi(\mathbf{k}''_\perp) \rangle_{\mathbf{B}} &= 2L_z (2\pi)^2 \delta^2(\mathbf{k}_\perp + \mathbf{k}'_\perp + \mathbf{k}''_\perp) \\ &\quad \hat{H}(u) \hat{H}(v) / uv \left((u_1 v_1 - u_2 v_2) + i(u_1 v_2 + u_2 v_1) \right) \end{aligned} \quad (61)$$

Many of the results are, as expected, providing no surprises. The mean total intensity (53) is given, in principle, by the energy density of the magnetic field whereas the mean polarized intensity (54) should be zero due to the isotropy of the problem. The correlation function (55) was already evaluated by Enßlin & Vogt (2003) and also by Cho & Ryu (2009), it depends on the $k_z = 0$ plane of \hat{M}_{zz} . The fourth order quantities (56), (57) and (58) are more complex, but nevertheless, only correlated combinations of the second order quantities. They can be used to monitor the validity of the assumption of Gaussianity and isotropy. Non-Gaussianity or anisotropy in magnetic field statistics would lead to a deviation from this form, which by comparison to $\langle \phi(\mathbf{k}_\perp) \phi(\mathbf{k}'_\perp) \rangle_{\mathbf{B}}$ can be detected.

By far the most interesting results are of course (60) and (61) as they contain a direct dependence on the helical power spectrum $\hat{H}(k)$. Both are plotted in Fig. (3) at the same time, but only for the case where $\mathbf{k}_\perp = 0$. We also restrict us to $\mathbf{k} = k \mathbf{e}_y$ for (61) without loss of generality. This reduces both correlation functions to $2(2\pi)^2 \hat{H}^2(k)$. Actually plotted is only $\hat{H}^2(k)$. To represent the helical spectrum $\hat{H}^2(k)$ graphically, we factor out the energy spectrum $\epsilon_B(k)$ thus leaving us a function $h(k)$, that parameterises the plots (see Sec. (2.2)).

The exact results (60) and (61) can be understood from the physical point of view. In both correlation functions we have a part connected to the magnetic field component that lies in the surface perpendicular to the line of sight $I(\mathbf{k}_\perp)$ and $P(\mathbf{k}_\perp)$ due to the polarisation properties of synchrotron emission. There is also a part which depends on the line-of-sight component $\phi(\mathbf{k}_\perp)\phi(\mathbf{k}'_\perp)$ due to Faraday rotation. If we consider the corresponding delta functions, we see that in cases, where we have $\delta^2(\mathbf{k}'_\perp + \mathbf{k}''_\perp)\delta^2(\mathbf{k}_\perp)$ the two parts are somewhat uncorrelated as the related term is more or less the product of $\langle I(\mathbf{k}_\perp) \rangle_{\mathbf{B}}$ and $\langle \phi(\mathbf{k}_\perp)\phi(\mathbf{k}'_\perp) \rangle_{\mathbf{B}}$. This is reflected in the absence of any helicity dependence. In contrast, if we examine the parts with $\delta^2(\mathbf{k}_\perp + \mathbf{k}'_\perp + \mathbf{k}''_\perp)$ there is a type of mixing between the different observables due to the mutual dependence of the three vectors $\mathbf{k}_\perp, \mathbf{k}'_\perp, \mathbf{k}''_\perp$ through the delta function. Accordingly, there is a dependence on helicity. More about the physical interpretation of these results can be found in the following section.

Please note that information on the overall sign of the helicity cannot be obtained using this method because $\hat{H}(k)$ only appears quadratically.

5. The LITMUS test

For the correlation function (61), a strikingly intuitive picture can be found to explain the result. Let us take a look at Fig. (4 (left)) where we imagine the line of sight to be directly aligned with the axis of a magnetic helix. In a combined polarisation and Faraday depth map, we should see a central region with nonzero faraday depth ϕ and around it a radial polarisation pattern. These are correlated structures, that make (61) nonzero for helical magnetic fields. They would vanish with the field becoming nonhelical. However, we clearly have two possibilities for the direction of the magnetic field going around and therefore could get positive or negative ϕ respectively. Thus, these correlated structures can only be seen in $\langle P(\mathbf{k}_\perp)\phi(\mathbf{k}'_\perp)\phi(\mathbf{k}''_\perp) \rangle_{\mathbf{B}}$ and not in $\langle P(\mathbf{k}_\perp)\phi(\mathbf{k}'_\perp) \rangle_{\mathbf{B}}$, where the single dependence on ϕ would induce the positive and negative parts to cancel out over averaging. This is confirmed, as $\langle P(\mathbf{k}_\perp)\phi(\mathbf{k}'_\perp) \rangle_{\mathbf{B}}$ becomes zero due to the odd number of functional derivatives.

Guided by this picture, the *LITMUS* test (**L**ocal **I**nference **T**est for **M**agnetic fields which **U**ncovers helice**S**) was developed, a small and simple test that could be easily used to probe real data for helicity.

The *LITMUS* test is not developed to produce quantitative measurements of the helicity spectra, but to provide a fast and qualitative test for helicity. To shorten the presentation, we therefore stick to a more loose notation throughout this section, thus referring to $\phi(\mathbf{k}'_\perp)\phi(\mathbf{k}''_\perp)$ simply as ϕ^2 and to $P(\mathbf{k}_\perp)$ simply as P .

5.1. The basic idea

We take a closer look at one of the aforementioned patterns of polarisation and Faraday rotation (see Fig. 4 (left)). In the ideal case, the gradient $\mathbf{G} = \nabla\phi^2$ of ϕ^2 points to the center of the region with Faraday rotation and should therefore be perfectly aligned with the polarisation (see Fig. 4 (right)). The polarised intensity P is a complex number representing a spin 2 field. To compare P with \mathbf{G} , we just transform \mathbf{G} from a two-dimensional vector into a complex number \mathcal{G} in the same representation of ‘‘directionless vectors’’:

$$\mathcal{G} = |\mathbf{G}| \exp[2i\alpha], \quad \text{with } \alpha = \arctan \frac{G_y}{G_x}. \quad (62)$$

The *LITMUS test* consists of simply multiplying \mathcal{G} with P^* for every pixel of a given map of ϕ^2 and P . This complex scalar product will produce different results depending on the orientation of \mathcal{G} and P in the complex plane. If the gradient and the polarisation are

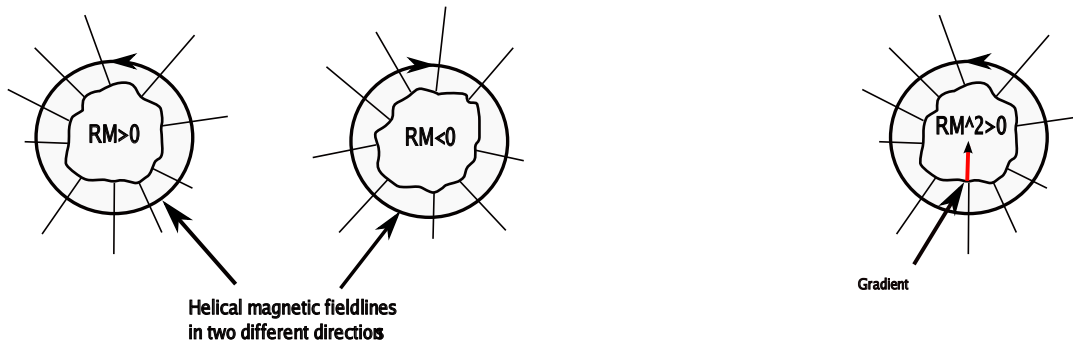


Figure 4. Left: Schematic picture of correlated structures in combined polarisation and RM maps that can give rise to a non-zero correlation function $\langle P(\mathbf{k}_\perp)\phi(\mathbf{k}'_\perp)\phi(\mathbf{k}''_\perp) \rangle_{\mathbf{B}}$. **Right:** Schematic picture of the orientation of the gradient \mathcal{G} of ϕ^2 .

parallel (χ and α differ by a multiple of π) the result is real and positive. If they are perpendicular (χ and α differ by an odd multiple of $\pi/2$) the result is real and negative. For any orientations in between, the result will take any complex values possible.

From this we can construct a condition for a given dataset to test whether it contains information on helical magnetic fields or not. In the presence of helical fields, gradient and polarisation should be mostly aligned at least over certain regions of a \mathcal{GP}^* -map. This means that the average of the scalar product \mathcal{GP}^* over all pixels should have a real value significantly larger than 0. Whereas in the case of non-helical fields, the alignment should be changing randomly from pixel to pixel so that we would expect the average over \mathcal{GP}^* to be zero. In short mathematical notation this is summed up into

$$\langle (\mathcal{GP}^*) \rangle_{\text{helicity}} > 0 \quad \text{and real,} \quad (63)$$

$$\langle (\mathcal{GP}^*) \rangle_{\text{no helicity}} = 0, \quad (64)$$

where the average is meant to be taken over all pixels of a \mathcal{GP}^* -map.

This means that a given dataset can be easily tested for helicity. If P and ϕ^2 are available, a test using the conditions (63) and (64) can be implemented without huge computational costs. This provides a simple but nonetheless powerful tool that can be directly applied to data exactly because of its simplicity and the usage of only local quantities. An application, both on real and simulated data, and a thorough analysis thereof was conducted in Oppermann et al. (2010).

6. Conclusions

We have shown how statistical properties of turbulent cosmic magnetic fields can imprint on the statistics of certain radio observables. Our analysis involved the total intensity $I(\mathbf{k}_\perp)$ and the polarised intensity $P(\mathbf{k}_\perp)$ coming from radio synchrotron emission out of a volume and the rotation measure $\phi(\mathbf{k}_\perp)$ of background sources seen through the same volume. The first two depend on B_\perp , the magnetic field component lying in the surface perpendicular to the line of sight. In contrast, $\phi(\mathbf{k}_\perp)$ depends on B_\parallel , the component parallel to the line of sight. Whenever this set of observables is available, we can examine all three components of the magnetic field.

With regard to these observables, we evaluated a complete set of cross-correlation functions up to fourth order in the magnetic field and presented simple analytical equations in Fourier space depending on the field's energy spectra. We demonstrated that two correlation functions of our set, namely $\langle P(\mathbf{k}_\perp)\phi(\mathbf{k}'_\perp)\phi(\mathbf{k}''_\perp) \rangle_{\mathbf{B}}$ and $\langle I(\mathbf{k}_\perp)\phi(\mathbf{k}'_\perp)\phi(\mathbf{k}''_\perp) \rangle_{\mathbf{B}}$, explicitly depend on the helical spectra of the turbulent field. The first one depends solely on the helical parts and becomes zero for non-helical fields.

This finding offers a new way for measuring the helicity of magnetic fields and thereby for testing existing mean field dynamo theories involving helicity. Measuring these correlation functions in real data will permit the study of helicity spectra up to their overall sign. If (60) or (61) provide a non-zero result with statistical significance for $\mathbf{k}_\perp \neq 0$, this is direct evidence for helicity in the magnetic field.

Furthermore, we presented the *LITMUS* test, a first simple procedure to apply our ideas on data and probe for helicity. First results of an application to real data and to subsequent numerical tests using simulated helical and non-helical fields can be found in Oppermann et al. (2010).

The application to real data requires a suitable observational configuration and, for the general case, further theoretical development in order to alleviate the simplifications and assumptions made beforehand.

Subsequent work should therefore follow two directions: To find more observations that match our assumptions best and to extend our calculations to be able to cope with more complex observational situations. Advancements should include

- more realistic non-Gaussian components of the magnetic field statistics
- the removal of statistical homogeneity as an overall simplification
- spatially varying electron densities instead of assuming them as constant (see Appendix B)
- the possibility for preciser values for the spectral index of the cosmic ray electron density than the choice $p = 3$ (see Appendix B)
- calculations without the restrictions imposed by observed space being large leading to the approximation $\int_{\text{source}}^{\text{observer}} dz \approx \int_{-\infty}^{\infty} dz$ (see Sec. 2.3)
- the introduction of a window function formalism
- and finally developing an approach for dealing with intrinsic Faraday rotation which modifies the polarisation at long wavelengths, a topic which has been neglected here (see Appendix B).

Before becoming more deeply involved in discussions on possible advances in the future, we should first think about which observations could be applicable to our approach in the present form. Observations required by our analysis have to come from a polarized radio-synchrotron source with background Faraday-rotation. A suitable target could probably be found in the interstellar medium (ISM) within our own galaxy, of which we have the most established knowledge in respect of large scale fields. With regard to the latter point, it would be advantageous to choose a source beginning in a region in which the magnetic helicity flows are expected to be found in accordance with mean field theory. Furthermore, the polarisation data has to be taken at high frequencies to be Faraday rotation free. For that, the upcoming Planck polarisation data of our Galaxy will be ideal, since it is at short wavelength, has high resolution and accuracy and is also full sky. Compilations of RM measurements of background sources seen through our galaxy already exist (Haverkorn 2007; Brown et al. 2007; Taylor et al. 2009). Attractive extragalactic sources for intensity and polarisation statistics may be radio-galaxies. However, no Faraday rotation could be detected yet through their lobes. For the radio jets, this is different and there, helicity can be probed and is yet actually expected to be present (Enßlin 2003; Gabuzda 2005; Mahmud &

Gabuzda 2008). Galaxy clusters are probably not well suited for our approach, although they host large scale magnetic fields. The high degree of intrinsic Faraday rotation usually found there erases polarisation of the cluster radio halo emission at the synchrotron frequencies we observe them.

However, handling intrinsic Faraday-rotation analytically is a considerable challenge. We would need to include an extra exponential factor for the rotation in $P(\mathbf{x}_\perp)$:

$$P(\mathbf{x}_\perp) = \int dz \cdot [B_1(\mathbf{x}) + iB_2(\mathbf{x})]^2 \cdot \exp[2i\phi(\mathbf{x}_\perp)\lambda^2]. \quad (65)$$

As $\phi(\mathbf{x}_\perp)$ itself contains an integration over dz , the extra exponential factor couples all positions along the line of sight. Thus, the exponential becomes so complicated that it has to be approximated in a suitable way. This seems to spoil a purely analytical approach. Nevertheless, the inclusion of intrinsic Faraday rotation is one of the next important challenges as it would enable our approach to be applied to many sources excluded until now, such as galaxy clusters.

To resume further our basic discussion, there is more to consider. From a technical aspect, the first problem to be tackled is the inclusion of a realistic window function into the formalism. A window function is set by the observations but also incorporates variation of the signal due to changing relativistic electron density and magnetic field strength. It scales with the electron density $n_e(\mathbf{x})$ for $\phi(\mathbf{k}_\perp)$, with the cosmic ray electron density $n_{cre}(\mathbf{x})$ for $I(\mathbf{k}_\perp)$ and $P(\mathbf{k}_\perp)$ and with the average magnetic field profile. The two former densities have to be taken from independent observations (e.g. free-free emission), the latter has to be guessed depending on the source and relying on prior knowledge. It is clear that introducing a window function will make calculation and integration more complex. In principle, however, there is no basic restriction that could prevent its implementation. Previous attempts have already proven successful, e.g. Vogt & Enßlin (2005); Kuchar & Enßlin (2009).

The next aspect to be considered is whether to use Gaussian statistics. Real fields are probably non-Gaussian. Any attempt to model exactly the real situation has to include at least non-Gaussian deviations. This brings additional complexity into our approach as they could not be handled analytically anymore. In (27), we would not get rid of the path integral and would need to rely on approximations or perturbative approaches, such as in field theory. At this point, it is absolutely essential to be certain of our objectives. Initially, our primary goal was, firstly, to find simple analytical relations between the statistics of radio observables and magnetic fields and, secondly, to prove that with such an approach, it is possible to extract information about the helical part of the magnetic field. As explained previously, we can, in principle, decide whether data contains signatures of helical magnetic fields or not. The simplification of Gaussian fields is sufficient to achieve this goal.

The reminder of our assumptions and simplifications only represent minor problems. Deviations from the cosmic ray electrons spectral index $p = 3$ could be included in the form of correction terms. To assume that the distance between observer and source is very large is most of the time a fairly well approximation given the vast distances we encounter on cosmic scales, but it might break down if we analyse the large scale magnetic field directly in front of us. For the *LITMUS* test, the work of Oppermann et al. (2010) shows that it is still applicable in such a situation. However the varying n_e seems to be a more severe problem. The assumption of statistical homogeneity is widely used in the literature and proved appropriate for similar problems in the past.

The outcome of our study will hopefully contribute to new findings on cosmic magnetic fields. It establishes a new, structured and definite way to measure magnetic helicity and it offers a new option to test cosmic dynamo theories. It presents the *LITMUS* test, developed from our ideas, that might be able to easily probe data for helicity although first results tell us that further development is necessary for an actual helicity-sensitive implementation (see Oppermann et al. 2010). Last but not least, it provides a complete range of radio observable correlation functions in elegant, simple forms, which are easy to evaluate and, in principle, easy to compare with real data. In fact, some of the correlation functions may be of interest in themselves, disregarding the topic of helicity.

It is understood that this study represents only a beginning but the potential for development is promising and worth being explored further. The final objective is the realisation of a tool that could reveal the 3D statistical properties, including helicity, of magnetic fields in the Universe, regardless of the physical properties of their host sources. Such a tool could finally help to answer the question how magnetic fields emerge in the cosmos, emerged in the first place and are maintained against decay.

Acknowledgements. This research was performed in the framework of the DFG Forschergruppe 1254 "Magnetisation of Interstellar and Intergalactic Media: The Prospects of Low-Frequency Radio Observations". The idea for this work emerged from the very stimulating discussion with Rodion Stepanov during his visit to Germany, which was supported by the DFG-RFBR grant 08-02-92881. We like to thank Cornelius Weig, Niels Oppermann and Georg Robbers for helpful discussions, and careful reading of our manuscripts.

References

- Amsler, C., Doser, M., Antonelli, M., et al. 2008, Phys. Lett. B, 667, 1
 Brandenburg, A. 2009, Plasma Physics and Controlled Fusion, 51, 124043
 Brandenburg, A. & Subramanian, K. 2005a, Phys. Rep., 417, 1
 Brandenburg, A. & Subramanian, K. 2005b, Astronomische Nachrichten, 326, 400
 Brown, J. C., Haverkorn, M., Gaensler, B. M., et al. 2007, ApJ, 663, 258
 Cho, J. & Ryu, D. 2009, ApJ, 705, L90
 Eilek, J. A. 1989a, AJ, 98, 244
 Eilek, J. A. 1989b, AJ, 98, 256
 Enßlin, T. A. 2003, A&A, 401, 499
 Enßlin, T. A. & Biermann, P. L. 1998, A&A, 330, 90
 Enßlin, T. A. & Vogt, C. 2003, A&A, 401, 835
 Gabuzda, D. C. 2005, in Astronomical Society of the Pacific Conference Series, Vol. 345, Astronomical Society of the Pacific Conference Series, ed. N. Kassim, M. Perez, W. Junor, & P. Henning, 264–+
 Haverkorn, M. 2007, in Astronomical Society of the Pacific Conference Series, Vol. 365, SINS - Small Ionized and Neutral Structures in the Diffuse Interstellar Medium, ed. M. Haverkorn & W. M. Goss, 242–+

- Kahniashvili, T. & Vachaspati, T. 2006, Phys. Rev. D, 73, 063507
 Kronberg, P. P., Bernet, M. L., Miniati, F., et al. 2008, ApJ, 676, 70
 Kuchar, P. & Enßlin, T. A. 2009, ArXiv e-prints
 Mahmud, M. & Gabuzda, D. C. 2008, in Astronomical Society of the Pacific Conference Series, Vol. 386, Extragalactic Jets: Theory and Observation from Radio to Gamma Ray, ed. T. A. Rector & D. S. De Young, 494–+
 Moffatt, H. K. 1978, Magnetic field generation in electrically conducting fluids, ed. Moffatt, H. K.
 Narayan, R. & Medvedev, M. V. 2001, ApJ, 562, L129
 Oppermann, N., Junklewitz, H., Robbers, G., & Enßlin, T. 2010, submitted
 Peskin, M. E. & Schroeder, D. V. 1995, An Introduction to Quantum Field Theory, ed. M. E. Peskin & D. V. Schroeder (Westview Press)
 Price, D. J., Bate, M. R., & Dobbs, C. L. 2009, in Revista Mexicana de Astronomia y Astrofisica Conference Series, Vol. 36, Revista Mexicana de Astronomia y Astrofisica Conference Series, 128–136
 Rybicki, G. B. & Lightman, A. P. 1979, Radiative processes in astrophysics, ed. G. B. Rybicki & A. P. Lightman
 Shukurov, A., Sokoloff, D., Subramanian, K., & Brandenburg, A. 2006, A&A, 448, L33
 Sokoloff, D. 2007, Plasma Physics and Controlled Fusion, 49, 447
 Spangler, S. R. 1982, ApJ, 261, 310
 Spangler, S. R. 1983, ApJ, 271, L49
 Strong, A. W., Moskalenko, I. V., & Ptuskin, V. S. 2007, Annual Review of Nuclear and Particle Science, 57, 285
 Subramanian, K. 2002, Bulletin of the Astronomical Society of India, 30, 715
 Taylor, A. R., Stil, J. M., & Sunstrum, C. 2009, ApJ, 702, 1230
 Vogt, C. & Enßlin, T. A. 2005, A&A, 434, 67
 Volegova, A. A. & Stepanov, R. A. 2010, Soviet Journal of Experimental and Theoretical Physics Letters, 90, 637
 Waelkens, A. H., Schekochihin, A. A., & Enßlin, T. A. 2009, MNRAS, 398, 1970

Appendix A: All correlation functions

This Appendix contains a full list of all evaluated correlation functions and their derivations. This constitutes the core of our work but provides no further inside information on the concepts or helps understanding the findings. Therefore, we have collected the calculations in this Appendix. The details of the calculations are similar to the example of $\langle P(\mathbf{k}_\perp) \cdot \overline{P(\mathbf{k}'_\perp)} \rangle_B$, dealt with some depth in Sec. 3 and are only commented on if necessary. All correlation functions are given in Fourier space. The functions with an odd number of fields are equal to zero due to the analogous odd number of derivatives with respect to the generating functional \mathbf{J} . The calculations involving $P(\mathbf{k}_\perp)$ are given in a Faraday-free case, but set up in a way so that we could include Faraday rotational effects for further analysis later on. Refer to chapter 6 for more information on future perspectives. In the following, the vectors \mathbf{r} or \mathbf{r}' shall always denote a combination such as $\mathbf{x}' - \mathbf{x}$, to be defined for each correlation function in Appendix A. In the following \mathbf{u} , \mathbf{v} and \mathbf{w} are defined as $\mathbf{w} = (\mathbf{k}''_\perp, 0)$, $\mathbf{u} = (\mathbf{k}'_\perp, 0)$, $\mathbf{v} = (\mathbf{k}_\perp, 0)$ and $\mathbf{a} = (-\mathbf{q}_\perp - \mathbf{k}'_\perp, -q_z)$.

A.1. Calculation of $\langle \phi(\mathbf{k}_\perp) \rangle_B$

$$\langle \phi(\mathbf{k}_\perp) \rangle_B = \int dx^3 \exp[i\mathbf{k}_\perp \mathbf{x}_\perp] \partial_3(\mathbf{x}) \exp\left[\frac{1}{2} \mathbf{J}^\dagger \mathbf{M} \mathbf{J}\right] \Big|_{\mathbf{J}=0} = 0 \quad (\text{A.1})$$

A.2. Calculation of $\langle \phi(\mathbf{k}_\perp) \phi(\mathbf{k}'_\perp) \rangle_B$

$$\begin{aligned} \langle \phi(\mathbf{k}_\perp) \phi(\mathbf{k}'_\perp) \rangle_B &= \int dx^3 \int dx'^3 \exp[i\mathbf{k}_\perp \mathbf{x}_\perp + i\mathbf{k}'_\perp \mathbf{x}'_\perp] \partial_3(\mathbf{x}) \partial_3(\mathbf{x}') \\ &\exp\left[\frac{1}{2} \mathbf{J}^\dagger \mathbf{M} \mathbf{J}\right] \Big|_{\mathbf{J}=0} \\ &= \int dx^3 \int dx'^3 \exp[i\mathbf{k}_\perp \mathbf{x}_\perp + i\mathbf{k}'_\perp \mathbf{x}'_\perp] M_{33}(\mathbf{r}) \\ &= \int dx^3 \int dr^3 \exp[i\mathbf{x}_\perp(\mathbf{k}_\perp + \mathbf{k}'_\perp)] \exp[i\mathbf{r}_\perp \mathbf{k}'_\perp] M_{33}(\mathbf{r}) \\ &= (2\pi)^2 \delta^2(\mathbf{k}_\perp + \mathbf{k}'_\perp) L_z \int dr^3 \exp[i\mathbf{r}_\perp \mathbf{k}'_\perp] M_{33}(\mathbf{r}) \\ &= (2\pi)^2 \delta^2(\mathbf{k}_\perp + \mathbf{k}'_\perp) L_z \int dr^3 \int \frac{dq^3}{(2\pi)^3} \exp[i\mathbf{r}_\perp \mathbf{k}'_\perp] \exp[-i\mathbf{r} \mathbf{q}] \hat{M}_{33}(\mathbf{q}) \\ &= (2\pi)^2 \delta^2(\mathbf{k}_\perp + \mathbf{k}'_\perp) L_z \int dq^3 \delta^2(\mathbf{k}'_\perp - \mathbf{q}_\perp) \delta(-q_z) \hat{M}_{33}(\mathbf{q}) \\ &= (2\pi)^2 \delta^2(\mathbf{k}_\perp + \mathbf{k}'_\perp) L_z \hat{M}_{33}(\mathbf{k}'_\perp, 0) \\ &= (2\pi)^2 \delta^2(\mathbf{k}_\perp + \mathbf{k}'_\perp) L_z \hat{M}_N(\mathbf{v}) \\ &= 32\pi^5 \delta^2(\mathbf{k}_\perp + \mathbf{k}'_\perp) L_z \frac{\epsilon(\mathbf{v})}{v^2} \end{aligned} \quad (\text{A.2})$$

A.3. Calculation of $\langle \phi(\mathbf{k}_\perp) \phi(\mathbf{k}'_\perp) \phi(\mathbf{k}''_\perp) \rangle_{\mathbf{B}}$

$$\begin{aligned} \langle \phi(\mathbf{k}_\perp) \phi(\mathbf{k}'_\perp) \phi(\mathbf{k}''_\perp) \rangle_{\mathbf{B}} &= a_0^3 n_e^3 \int dx^3 \int dx'^3 \int dx''^3 \exp[i\mathbf{k}_\perp \mathbf{x}_\perp + i\mathbf{k}'_\perp \mathbf{x}'_\perp + i\mathbf{k}''_\perp \mathbf{x}''_\perp] \\ &\partial_3(\mathbf{x})|_{J=0} \partial_3(\mathbf{x}')|_{J=0} \partial_3(\mathbf{x}'') \exp\left[\frac{1}{2} \mathbf{J}^\dagger \mathbf{M} \mathbf{J}\right]|_{J=0} = 0 \end{aligned} \quad (\text{A.3})$$

 A.4. Calculation of $\langle \phi(\mathbf{k}_\perp) \phi(\mathbf{k}'_\perp) \phi(\mathbf{k}''_\perp) \phi(\mathbf{k}'''_\perp) \rangle_{\mathbf{B}}$

$$\begin{aligned} \langle \phi(\mathbf{k}_\perp) \phi(\mathbf{k}'_\perp) \phi(\mathbf{k}''_\perp) \phi(\mathbf{k}'''_\perp) \rangle_{\mathbf{B}} &= n_e^4 \int dx^3 \int dx'^3 \int dx''^3 \int dx'''^3 \\ &\exp[i\mathbf{k}_\perp \mathbf{x}_\perp + i\mathbf{k}'_\perp \mathbf{x}'_\perp + i\mathbf{k}''_\perp \mathbf{x}''_\perp + i\mathbf{k}'''_\perp \mathbf{x}'''_\perp] [\partial_3(\mathbf{x}) \partial_3(\mathbf{x}') \partial_3(\mathbf{x}'') \partial_3(\mathbf{x}''')] \\ &\exp\left[\frac{1}{2} \mathbf{J}^\dagger \mathbf{M} \mathbf{J}\right]|_{J=0} \\ &= n_e^4 \int dx^3 \int dx'^3 \int dx''^3 \int dx'''^3 \exp[i\mathbf{k}_\perp \mathbf{x}_\perp + i\mathbf{k}'_\perp \mathbf{x}'_\perp + i\mathbf{k}''_\perp \mathbf{x}''_\perp + i\mathbf{k}'''_\perp \mathbf{x}'''_\perp] \\ &\left[\underbrace{M_{33}(\mathbf{x}''' - \mathbf{x}'') M_{33}(\mathbf{x}' - \mathbf{x})}_{\text{Part1}} + \underbrace{M_{33}(\mathbf{x}''' - \mathbf{x}') M_{33}(\mathbf{x}'' - \mathbf{x})}_{\text{Part2}} \right. \\ &\left. + \underbrace{M_{33}(\mathbf{x}''' - \mathbf{x}) M_{33}(\mathbf{x}'' - \mathbf{x}')}_{\text{Part3}} \right] \end{aligned} \quad (\text{A.4})$$

Part 1 gives with $\mathbf{x}''' - \mathbf{x}'' = \mathbf{r}'$ and $\mathbf{x}' - \mathbf{x} = \mathbf{r}$:

$$\begin{aligned} \text{Part 1} &= n_e^4 \int dx^3 \int dx'^3 \int dr^3 \int dr'^3 \exp[i\mathbf{x}''_\perp (\mathbf{k}''_\perp + \mathbf{k}'''_\perp)] \exp[i\mathbf{x}_\perp (\mathbf{k}_\perp + \mathbf{k}'_\perp)] \\ &\exp[i\mathbf{r}'_\perp \mathbf{k}'''_\perp] \exp[i\mathbf{r}_\perp \mathbf{k}'_\perp] M_{33}(\mathbf{r}') M_{33}(\mathbf{r}) \\ &= n_e^4 (2\pi)^4 \delta^2(\mathbf{k}''_\perp + \mathbf{k}'''_\perp) \delta^2(\mathbf{k}_\perp + \mathbf{k}'_\perp) \int dr^3 \int dr'^3 \int \frac{dq^3}{(2\pi)^3} \int \frac{dq'^3}{(2\pi)^3} \\ &\exp[i\mathbf{r}'_\perp (\mathbf{k}'_\perp - \mathbf{q}'_\perp)] \exp[-i\mathbf{r}_\perp \mathbf{q}_\perp] \exp[i\mathbf{r}'_\perp (\mathbf{k}'''_\perp - \mathbf{q}'_\perp)] \exp[-i\mathbf{r}'_\perp \mathbf{q}'_\perp] \\ &\hat{M}_{33}(\mathbf{q}') \hat{M}_{33}(\mathbf{q}) \\ &= n_e^4 (2\pi)^4 \delta^2(\mathbf{k}''_\perp + \mathbf{k}'''_\perp) \delta^2(\mathbf{k}_\perp + \mathbf{k}'_\perp) \hat{M}_{33}(\mathbf{k}'''_\perp, 0) \hat{M}_{33}(\mathbf{k}'_\perp, 0). \end{aligned} \quad (\text{A.5})$$

Part 2 and **Part 3** essentially provide the same if one just adopts the definition of \mathbf{r} and \mathbf{r}' as follows

Part 2: $\mathbf{x}''' - \mathbf{x}' = \mathbf{r}'$ and $\mathbf{x}'' - \mathbf{x} = \mathbf{r}$,

Part 3: $\mathbf{x}'' - \mathbf{x} = \mathbf{r}'$ and $\mathbf{x}''' - \mathbf{x} = \mathbf{r}$.

The final result is then

$$\begin{aligned} \langle \phi(\mathbf{k}_\perp) \phi(\mathbf{k}'_\perp) \phi(\mathbf{k}''_\perp) \phi(\mathbf{k}'''_\perp) \rangle_{\mathbf{B}} &= n_e^4 (2\pi)^4 \left[\delta^2(\mathbf{k}''_\perp + \mathbf{k}'''_\perp) \delta^2(\mathbf{k}_\perp + \mathbf{k}'_\perp) \right. \\ &\hat{M}_{33}(\mathbf{k}'''_\perp, 0) \hat{M}_{33}(\mathbf{k}'_\perp, 0) + \delta^2(\mathbf{k}''_\perp + \mathbf{k}'_\perp) \delta^2(\mathbf{k}_\perp + \mathbf{k}_\perp) \hat{M}_{33}(\mathbf{k}'''_\perp, 0) \hat{M}_{33}(\mathbf{k}''_\perp, 0) \\ &\left. + \delta^2(\mathbf{k}''_\perp + \mathbf{k}'_\perp) \delta^2(\mathbf{k}'''_\perp + \mathbf{k}_\perp) \hat{M}_{33}(\mathbf{k}''_\perp, 0) \hat{M}_{33}(\mathbf{k}'_\perp, 0) \right] \\ &= n_e^4 (2\pi)^4 \left[\delta^2(\mathbf{k}''_\perp + \mathbf{k}'''_\perp) \delta^2(\mathbf{k}_\perp + \mathbf{k}'_\perp) \hat{M}_N(w) \hat{M}_N(v) + \delta^2(\mathbf{k}''_\perp + \mathbf{k}'_\perp) \delta^2(\mathbf{k}'_\perp + \mathbf{k}_\perp) \right. \\ &\left. \hat{M}_N(w) \hat{M}_N(u) + \delta^2(\mathbf{k}'_\perp + \mathbf{k}'_\perp) \delta^2(\mathbf{k}'''_\perp + \mathbf{k}_\perp) \hat{M}_N(w) \hat{M}_N(u) \right] \end{aligned} \quad (\text{A.6})$$

 A.5. Calculation of $\langle I(\mathbf{k}_\perp) \rangle_{\mathbf{B}}$

$$\begin{aligned} \langle I(\mathbf{k}_\perp) \rangle_{\mathbf{B}} &= \int dx^3 \exp[i\mathbf{k}_\perp \mathbf{x}_\perp] (\partial_1^2(\mathbf{x}) + \partial_2^2(\mathbf{x})) \exp\left[\frac{1}{2} \mathbf{J}^\dagger \mathbf{M} \mathbf{J}\right]|_{J=0} \\ &= \int dx^3 \exp[i\mathbf{k}_\perp \mathbf{x}_\perp] (M_{11}(\mathbf{x}, \mathbf{x}) + M_{22}(\mathbf{x}, \mathbf{x})) \\ &= \int dx^3 \exp[i\mathbf{k}_\perp \mathbf{x}_\perp] (M_{11}(0) + M_{22}(0)) \\ &= 2M_N(0) \int dx^3 \exp[i\mathbf{k}_\perp \mathbf{x}_\perp] \end{aligned}$$

$$\begin{aligned}
 &= 2(2\pi)^2 \delta(\mathbf{k}_\perp) L_z M_N(0) \\
 &= 128\pi^4 \delta(\mathbf{k}_\perp) L_z \mathcal{B}\left(\frac{\beta}{2} + \frac{1}{2}, \frac{\alpha}{2} - \frac{1}{2}\right)
 \end{aligned} \tag{A.7}$$

In the final step, $M_N(0)$ was expressed in terms of a Beta-function $\mathcal{B}(a, b)$. This function is assigned a specific value for a given set of spectral indices α and β .

A.6. Calculation of $\langle I(\mathbf{k}_\perp) I(\mathbf{k}'_\perp) \rangle_{\mathbf{B}}$

$$\begin{aligned}
 \langle I(\mathbf{k}_\perp) I(\mathbf{k}'_\perp) \rangle_{\mathbf{B}} &= \int dx^3 \int dx'^3 \exp[i(\mathbf{k}_\perp \mathbf{x}_\perp + \mathbf{k}'_\perp \mathbf{x}'_\perp)] (\partial_1^2(\mathbf{x}) + \partial_2^2(\mathbf{x})) \\
 &\quad (\partial_1^2(\mathbf{x}') + \partial_2^2(\mathbf{x}')) \exp\left[\frac{1}{2} \mathbf{J}^\dagger \mathbf{M} \mathbf{J}\right] \Big|_{\mathbf{J}=0} \\
 &= \int dx^3 \int dx'^3 \exp[i(\mathbf{k}_\perp \mathbf{x}_\perp + \mathbf{k}'_\perp \mathbf{x}'_\perp)] (\partial_1^2(\mathbf{x}) \partial_1^2(\mathbf{x}') + \partial_1^2(\mathbf{x}) \partial_2^2(\mathbf{x}') \\
 &\quad + \partial_2^2(\mathbf{x}) \partial_1^2(\mathbf{x}') + \partial_2^2(\mathbf{x}) \partial_2^2(\mathbf{x}')) \exp\left[\frac{1}{2} \mathbf{J}^\dagger \mathbf{M} \mathbf{J}\right] \Big|_{\mathbf{J}=0} \\
 &= \int dx^3 \int dx'^3 \exp[i(\mathbf{k}_\perp \mathbf{x}_\perp + \mathbf{k}'_\perp \mathbf{x}'_\perp)] \underbrace{(M_{11}(0) + M_{22}(0))^2}_{\text{Part1}} \\
 &\quad + \underbrace{2(M_{11}^2(\mathbf{r}) + M_{22}^2(\mathbf{r})) + 4M_{21,\text{sym}}^2(\mathbf{r})}_{\text{Part2}}
 \end{aligned} \tag{A.8}$$

Part 1² is not dependent on \mathbf{r} and can be applied directly without difficulties:

$$\begin{aligned}
 &\int dx^3 \int dx'^3 \exp[i(\mathbf{k}_\perp \mathbf{x}_\perp + \mathbf{k}'_\perp \mathbf{x}'_\perp)] (M_{11}(0) + M_{22}(0))^2 \\
 &= (2\pi)^4 \delta^2(\mathbf{k}_\perp) \delta^2(\mathbf{k}'_\perp) L_z L'_z (M_{11}(0) + M_{22}(0))^2 \\
 &= (2\pi)^4 \delta^2(\mathbf{k}_\perp) \delta^2(\mathbf{k}'_\perp) L_z L'_z 4M_N^2(0)
 \end{aligned} \tag{A.9}$$

In contrast, **Part 2** needs a little more work using Fourier transformations:

$$\begin{aligned}
 &\int dx^3 \int dr^3 \exp[ix_\perp(\mathbf{k}_\perp + \mathbf{k}'_\perp)] \exp[i\mathbf{k}'_\perp \mathbf{r}_\perp] (2(M_{11}^2(\mathbf{r}) + M_{22}^2(\mathbf{r})) + 4M_{21,\text{sym}}^2(\mathbf{r})) \\
 &= (2\pi)^2 \delta^2(\mathbf{k}_\perp + \mathbf{k}'_\perp) L_z \int dr^3 \exp[i\mathbf{k}'_\perp \mathbf{r}_\perp] (2(M_{11}^2(\mathbf{r}) + M_{22}^2(\mathbf{r})) + 4M_{21,\text{sym}}^2(\mathbf{r})) \\
 &= (2\pi)^2 \delta^2(\mathbf{k}_\perp + \mathbf{k}'_\perp) L_z \int dr^3 \int \frac{dq^3}{(2\pi)^3} \int \frac{dq'^3}{(2\pi)^3} \exp[i\mathbf{k}'_\perp \mathbf{r}_\perp] \exp[i\mathbf{r}(\mathbf{q} + \mathbf{q}')] \\
 &\quad (2(\tilde{M}_{11}(\mathbf{q}) \tilde{M}_{11}(\mathbf{q}') + \tilde{M}_{22}(\mathbf{q}) \tilde{M}_{22}(\mathbf{q}')) + 4\tilde{M}_{21,\text{sym}}(\mathbf{q}) \tilde{M}_{21,\text{sym}}(\mathbf{q}')) \\
 &= (2\pi)^2 \delta^2(\mathbf{k}_\perp + \mathbf{k}'_\perp) L_z \int dr^3 \int \frac{dq^3}{(2\pi)^3} \int \frac{dq'^3}{(2\pi)^3} \exp[i\mathbf{r}_\perp(\mathbf{q}_\perp + \mathbf{q}'_\perp + \mathbf{k}'_\perp)] \\
 &\quad \exp[i\mathbf{r}_z(q_z + q'_z)] (2(\tilde{M}_{11}(\mathbf{q}) \tilde{M}_{11}(\mathbf{q}') + \tilde{M}_{22}(\mathbf{q}) \tilde{M}_{22}(\mathbf{q}')) \\
 &\quad + 4\tilde{M}_{21,\text{sym}}(\mathbf{q}) \tilde{M}_{21,\text{sym}}(\mathbf{q}')) \\
 &= (2\pi)^2 \delta^2(\mathbf{k}_\perp + \mathbf{k}'_\perp) L_z \int \frac{dq^3}{(2\pi)^3} \int \frac{dq'^3}{(2\pi)^3} (2\pi)^3 \delta^2(\mathbf{q}_\perp + \mathbf{q}'_\perp + \mathbf{k}'_\perp) \\
 &\quad \delta(q_z + q'_z) (2(\tilde{M}_{11}(\mathbf{q}) \tilde{M}_{11}(\mathbf{q}') + \tilde{M}_{22}(\mathbf{q}) \tilde{M}_{22}(\mathbf{q}')) + 4\tilde{M}_{21,\text{sym}}(\mathbf{q}) \tilde{M}_{21,\text{sym}}(\mathbf{q}')) \\
 &= (2\pi)^2 \delta^2(\mathbf{k}_\perp + \mathbf{k}'_\perp) L_z \int \frac{dq^3}{(2\pi)^3} (2(\tilde{M}_{11}(\mathbf{q}) \tilde{M}_{11}(\mathbf{a}) \\
 &\quad + \tilde{M}_{22}(\mathbf{q}) \tilde{M}_{22}(\mathbf{a})) + 4\tilde{M}_{21,\text{sym}}(\mathbf{q}) \tilde{M}_{21,\text{sym}}(\mathbf{a})) \\
 &= 8\pi^2 \delta^2(\mathbf{k}_\perp + \mathbf{k}'_\perp) L_z \int dq^3 \frac{\epsilon(q)\epsilon(a)}{q^2 a^2} \left[\left(1 - \frac{q_1^2}{q^2}\right) \left(1 - \frac{a_1^2}{a^2}\right) + \left(1 - \frac{q_2^2}{q^2}\right) \left(1 - \frac{a_2^2}{a^2}\right) \right]
 \end{aligned}$$

² This is actually the same as the results obtained by computing $\langle I(\mathbf{k}_\perp) \rangle_{\mathbf{B}}^2$

$$+ 2 \left(\frac{q_2 q_1}{q^2} \right) \left(\frac{a_2 a_1}{a^2} \right) \Big] \quad (\text{A.10})$$

This integral has can be solved numerically for specific choices of the spectral indices α and β .

A.7. Calculation of $\langle P(\mathbf{k}_\perp) \rangle_{\mathbf{B}}$

$$\begin{aligned} \langle P(\mathbf{k}_\perp) \rangle_{\mathbf{B}} &= \int dx^3 \exp[i\mathbf{k}_\perp \mathbf{x}_\perp] \left(\partial_1^2(\mathbf{x}) - \partial_2^2(\mathbf{x}) + 2i\partial_1(\mathbf{x})\partial_2(\mathbf{x}) \right) \Big|_{\mathbf{J}} \exp \left[\frac{1}{2} \mathbf{J}^\dagger \mathbf{M} \mathbf{J} \right] \\ &= \int dx^3 \exp[i\mathbf{k}_\perp \mathbf{x}_\perp] \left(M_{11}^2(0) - M_{22}^2(0) + 2i \left(\frac{1}{2} M_{12}(0) + \frac{1}{2} M_{21}(0) \right) \right) \\ &= 0 \end{aligned} \quad (\text{A.11})$$

The last step holds because of the relations $M_{11}(0) = M_{22}(0)$ and $M_{21}(0) = M_{12}(0) = 0$.

A.8. Calculation of $\langle I(\mathbf{k}_\perp) P(\mathbf{k}'_\perp) \rangle_{\mathbf{B}}$

$$\begin{aligned} \langle I(\mathbf{k}_\perp) P(\mathbf{k}'_\perp) \rangle_{\mathbf{B}} &= \int dx^3 \int dx'^3 \exp[i(\mathbf{k}_\perp \mathbf{x}_\perp + \mathbf{k}'_\perp \mathbf{x}'_\perp)] \left(\partial_1^2(\mathbf{x}) + \partial_2^2(\mathbf{x}) \right) \\ &\quad \left(\partial_1^2(\mathbf{x}') - \partial_2^2(\mathbf{x}') + 2i\partial_1(\mathbf{x}')\partial_2(\mathbf{x}') \right) \exp \left[\frac{1}{2} \mathbf{J}^\dagger \mathbf{M} \mathbf{J} \right] \Big|_{\mathbf{J}=0} \\ &= \int dx^3 \int dx'^3 \exp[i(\mathbf{k}_\perp \mathbf{x}_\perp + \mathbf{k}'_\perp \mathbf{x}'_\perp)] \left[M_{11}^2(0) - M_{22}^2(0) + 2M_{11}^2(r) + 2M_{22}^2(r) \right. \\ &\quad \left. + 2M_{12}^2(r) - 2M_{21}^2(r) + 4iM_{21}(r)(M_{11}(r) + M_{22}(r)) \right] \\ &= (2\pi)^2 \delta^2(\mathbf{k}_\perp + \mathbf{k}'_\perp) L_z \int dr^3 \int \frac{dq^3}{(2\pi)^3} \int \frac{d\tilde{q}^3}{(2\pi)^3} \exp[i\mathbf{k}'_\perp \mathbf{r}_\perp] \exp[i\mathbf{r}(\mathbf{q} + \tilde{\mathbf{q}})] \\ &\quad \left[+ 2M_{11}(q)M_{11}(\tilde{q}) + 2M_{22}(q)M_{22}(\tilde{q}) + 2M_{12}(q)M_{12}(\tilde{q}) - 2M_{21}(q)M_{21}(\tilde{q}) \right. \\ &\quad \left. + 4iM_{21}(\tilde{q})(M_{11}(q) + M_{22}(q)) \right] \\ &= (2\pi)^2 \delta^2(\mathbf{k}_\perp + \mathbf{k}'_\perp) L_z \int \frac{dq^3}{(2\pi)^3} \int \frac{d\tilde{q}^3}{(2\pi)^3} (2\pi)^3 \delta^2(\mathbf{q}_\perp + \tilde{\mathbf{q}}_\perp + \mathbf{k}'_\perp) \\ &\quad \delta(q_z + \tilde{q}_z) \left[2M_{11}(q)M_{11}(\tilde{q}) + 2M_{22}(q)M_{22}(\tilde{q}) + 2M_{12}(q)M_{12}(\tilde{q}) \right. \\ &\quad \left. - 2M_{21}(q)M_{21}(\tilde{q}) + 4iM_{21}(\tilde{q})(M_{11}(q) + M_{22}(q)) \right] \\ &= (2\pi)^2 \delta^2(\mathbf{k}_\perp + \mathbf{k}'_\perp) L_z \int \frac{dq^3}{(2\pi)^3} \left[2M_{11}(q)M_{11}(a) \right. \\ &\quad \left. + 2M_{22}(q)M_{22}(a) + 2M_{12}(q)M_{12}(a) - 2M_{21}(q)M_{21}(a) \right. \\ &\quad \left. + 4iM_{21}(a)(M_{11}(q) + M_{22}(q)) \right] \\ &= (2\pi)^2 \delta^2(\mathbf{k}_\perp + \mathbf{k}'_\perp) L_z \int \frac{dq^3}{(2\pi)^3} \left[\frac{M_N(q)M_N(a)}{q^2 a^2} \left[2(q_2^2 + q_3^2)(a_2^2 + a_3^2) \right. \right. \\ &\quad \left. \left. + 2(q_1^2 + q_3^2)(a_1^2 + a_3^2) - 4i(q_1^2 + q_2^2 + 2q_3^2)a_2 a_3 \right] + 2 \frac{M_N(q)H(a)}{q^2 a} \right. \\ &\quad \left. \left[iq_1 q_2 a_3 - 2(q_1^2 + q_2^2 + 2q_3^2)a_3 \right] + \frac{M_N(a)H(q)}{q^2 a} \left[ia_1 a_2 q_3 \right] \right] \\ &= (2\pi)^2 \delta^2(\mathbf{k}_\perp + \mathbf{k}'_\perp) L_z \int \frac{dq^3}{(2\pi)^3} \left[\frac{M_N(q)M_N(a)}{q^2 a^2} \left[2(q_2^2 + q_3^2)(a_2^2 + a_3^2) \right. \right. \\ &\quad \left. \left. + 2(q_1^2 + q_3^2)(a_1^2 + a_3^2) \right] \right] \end{aligned} \quad (\text{A.12})$$

The last step was possible using an asymmetric property of the integrals. All terms in which a_3 occurs become zero when integrated from $-\infty$ to ∞ . We can split up the integral into two parts covering the negative and positive regions and it can be seen that they will cancel each other. The remaining integral can be solved numerically for specific choices of the spectral indices α and β .

A.9. Calculation of $\langle I(\mathbf{k}_\perp)\phi(\mathbf{k}'_\perp)\rangle_{\mathbf{B}}$

$$\begin{aligned} \langle I(\mathbf{k}_\perp)\phi(\mathbf{k}'_\perp)\rangle_{\mathbf{B}} &= n_e a_0 \int dx^3 \int dx'^3 \exp[i\mathbf{k}_\perp \mathbf{x}_\perp + i\mathbf{k}'_\perp \mathbf{x}'_\perp] \\ &\quad \left(\partial_1^2(\mathbf{x})\partial_3(\mathbf{x}') + \partial_2^2(\mathbf{x})\partial_3(\mathbf{x}') \right) \Big|_{\mathbf{J}=0} \exp\left[\frac{1}{2}\mathbf{J}^\dagger \mathbf{M} \mathbf{J}\right] \\ &= 0 \end{aligned} \quad (\text{A.13})$$

 A.10. Calculation of $\langle P(\mathbf{k}_\perp)\phi(\mathbf{k}'_\perp)\rangle_{\mathbf{B}}$

$$\begin{aligned} \langle P(\mathbf{k}_\perp)\phi(\mathbf{k}'_\perp)\rangle_{\mathbf{B}} &= n_e a_0 \int dx^3 \int dx'^3 \exp[i\mathbf{k}_\perp \mathbf{x}_\perp + i\mathbf{k}'_\perp \mathbf{x}'_\perp] \\ &\quad \left(\partial_1^2(\mathbf{x})\partial_3(\mathbf{x}') - \partial_2^2(\mathbf{x})\partial_3(\mathbf{x}') + 2i\partial_1(\mathbf{x})\partial_2(\mathbf{x})\partial_3(\mathbf{x}') \right) \Big|_{\mathbf{J}=0} \\ &\quad \exp\left[\frac{1}{2}\mathbf{J}^\dagger \mathbf{M} \mathbf{J}\right] \\ &= 0 \end{aligned} \quad (\text{A.14})$$

 A.11. Calculation of $\langle I(\mathbf{k}_\perp)\phi(\mathbf{k}'_\perp)\phi(\mathbf{k}''_\perp)\rangle_{\mathbf{B}}$

$$\begin{aligned} \langle I(\mathbf{k}_\perp)\phi(\mathbf{k}'_\perp)\phi(\mathbf{k}''_\perp)\rangle_{\mathbf{B}} &= \int dx^3 \int dx'^3 \int dx''^3 \exp[i\mathbf{k}_\perp \mathbf{x}_\perp + i\mathbf{k}'_\perp \mathbf{x}'_\perp + i\mathbf{k}''_\perp \mathbf{x}''_\perp] \\ &\quad \left(\partial_1^2(\mathbf{x})\partial_3(\mathbf{x}')\partial_3(\mathbf{x}'') + \partial_2^2(\mathbf{x})\partial_3(\mathbf{x}')\partial_3(\mathbf{x}'') \right) \Big|_{\mathbf{J}=0} \exp\left[\frac{1}{2}\mathbf{J}^\dagger \mathbf{M} \mathbf{J}\right] \\ &= \int dx^3 \int dx'^3 \int dx''^3 \exp[i\mathbf{k}_\perp \mathbf{x}_\perp + i\mathbf{k}'_\perp \mathbf{x}'_\perp + i\mathbf{k}''_\perp \mathbf{x}''_\perp] \left[\underbrace{M_{11}(0)M_{33}(\mathbf{x}'' - \mathbf{x}')}_{\text{Part 1}} \right. \\ &\quad + 2 \underbrace{(M_{31}(\mathbf{x}'' - \mathbf{x})M_{31}(\mathbf{x}' - \mathbf{x}))}_{\text{Part 2}} + \underbrace{M_{22}(0)M_{33}(\mathbf{x}'' - \mathbf{x}')}_{\text{Part 3}} \\ &\quad \left. + 2 \underbrace{(M_{32}(\mathbf{x}'' - \mathbf{x})M_{32}(\mathbf{x}' - \mathbf{x}))}_{\text{Part 4}} \right] \end{aligned} \quad (\text{A.15})$$

Part 1 and 3 can be calculated in the same way, as they only differ in the component of \mathbf{M} chosen by the derivatives ($i = 1, 2$):

$$\begin{aligned} &\int dx^3 \int dx'^3 \int dx''^3 \exp[i\mathbf{k}_\perp \mathbf{x}_\perp + i\mathbf{k}'_\perp \mathbf{x}'_\perp + i\mathbf{k}''_\perp \mathbf{x}''_\perp] M_{ii}(0)M_{33}(\mathbf{x}'' - \mathbf{x}') \\ \stackrel{\mathbf{x}'' = \mathbf{x}' + \mathbf{r}}{=} &M_{ii}(0) \int dx^3 \int dx'^3 \int dr^3 M_{33}(\mathbf{r}) \exp[i\mathbf{x}'_\perp(\mathbf{k}'_\perp + \mathbf{k}''_\perp)] \exp[i\mathbf{r}_\perp \mathbf{k}''_\perp] \\ &\exp[i\mathbf{k}_\perp \mathbf{x}_\perp] \\ &= M_{ii}(0)L_z^2(2\pi)^4 \delta^2(\mathbf{k}'_\perp + \mathbf{k}''_\perp) \delta^2(\mathbf{k}_\perp) \int d^3 r M_{33}(\mathbf{r}) \exp[i\mathbf{r}_\perp \mathbf{k}''_\perp] \\ &= M_{ii}(0)L_z^2(2\pi)^4 \delta^2(\mathbf{k}'_\perp + \mathbf{k}''_\perp) \delta^2(\mathbf{k}_\perp) \int d^3 r \int \frac{dq^3}{(2\pi)^3} M_{33}(\mathbf{q}) \\ &\quad \exp[i\mathbf{r}_\perp(\mathbf{k}''_\perp - \mathbf{q}_\perp)] \exp[i\mathbf{r}_z q_z] \\ &= M_{ii}(0)L_z^2(2\pi)^4 \delta^2(\mathbf{k}'_\perp + \mathbf{k}''_\perp) \delta^2(\mathbf{k}_\perp) \int dq^3 \hat{M}_{33}(\mathbf{q}) \delta^2(\mathbf{k}''_\perp - \mathbf{q}_\perp) \delta(-q_z) \\ &= M_{ii}(0)L_z^2(2\pi)^4 \delta^2(\mathbf{k}'_\perp + \mathbf{k}''_\perp) \delta^2(\mathbf{k}_\perp) \hat{M}_{33}(\mathbf{k}''_\perp, 0) \end{aligned} \quad (\text{A.16})$$

Equally, **Part 2** and **Part 4** can be solved on the same basis ($i = 1, 2$):

$$\begin{aligned} &2 \int dx^3 \int dx'^3 \int dx''^3 \exp[i\mathbf{k}_\perp \mathbf{x}_\perp + i\mathbf{k}'_\perp \mathbf{x}'_\perp + i\mathbf{k}''_\perp \mathbf{x}''_\perp] M_{3i}(\mathbf{x}'' - \mathbf{x}) \\ &\quad M_{3i}(\mathbf{x}' - \mathbf{x}) \\ &= 2 \int dx^3 \int dr^3 \int dr'^3 \exp[i\mathbf{x}_\perp(\mathbf{k}_\perp + \mathbf{k}'_\perp + \mathbf{k}''_\perp)] \exp[i\mathbf{r}'_\perp \mathbf{k}''_\perp] \exp[i\mathbf{r}_\perp \mathbf{k}'_\perp] \\ &\quad M_{3i}(\mathbf{r}') M_{3i}(\mathbf{r}) \end{aligned}$$

$$\begin{aligned}
 &= 2L_z(2\pi)^2 \delta^2(\mathbf{k}_\perp + \mathbf{k}'_\perp + \mathbf{k}''_\perp) \int dr^3 \int dr'^3 \int \frac{dq^3}{(2\pi)^3} \int \frac{dq'^3}{(2\pi)^3} \exp[i\mathbf{r}'_\perp(\mathbf{k}''_\perp - \mathbf{q}'_\perp)] \\
 &\quad \exp[-i\mathbf{r}'_z q'_z] \exp[i\mathbf{r}_\perp(\mathbf{k}'_\perp - \mathbf{q}_\perp)] \exp[-i\mathbf{r}_z q_z] \hat{M}_{3i}(\mathbf{q}') \hat{M}_{3i}(\mathbf{q}) \\
 &= 2L_z(2\pi)^2 \delta^2(\mathbf{k}_\perp + \mathbf{k}'_\perp + \mathbf{k}''_\perp) \hat{M}_{3i}(\mathbf{k}'_\perp, 0) \hat{M}_{3i}(\mathbf{k}''_\perp, 0)
 \end{aligned} \tag{A.17}$$

This gives as final result:

$$\begin{aligned}
 \langle I(\mathbf{k}_\perp) \phi(\mathbf{k}'_\perp) \phi(\mathbf{k}''_\perp) \rangle_{\mathbf{B}} &= L^2(2\pi)^4 \delta^2(\mathbf{k}'_\perp + \mathbf{k}''_\perp) \delta^2(\mathbf{k}_\perp) \hat{M}_{33}(\mathbf{k}'_\perp, 0) \\
 &\quad [M_{11}(0) + M_{22}(0)] + 2n_e^2 L_z (2\pi)^2 \delta^2(\mathbf{k}_\perp + \mathbf{k}'_\perp + \mathbf{k}''_\perp) [\hat{M}_{31}(\mathbf{k}'_\perp, 0) \hat{M}_{31}(\mathbf{k}''_\perp, 0) \\
 &\quad + \hat{M}_{32}(\mathbf{k}'_\perp, 0) \hat{M}_{32}(\mathbf{k}''_\perp, 0)] \\
 &= L^2(2\pi)^4 \delta^2(\mathbf{k}'_\perp + \mathbf{k}''_\perp) \delta^2(\mathbf{k}_\perp) \hat{M}_N(u) 2M_N(0) \\
 &\quad - 2n_e^2 L_z (2\pi)^2 \delta^2(\mathbf{k}_\perp + \mathbf{k}'_\perp + \mathbf{k}''_\perp) \frac{\hat{H}(u)\hat{H}(v)}{uv} (u_1 v_1 + u_2 v_2)
 \end{aligned} \tag{A.18}$$

A discussion and a plot of this important result can be found in Sec. 4.

A.12. Calculation of $\langle P(\mathbf{k}_\perp) \phi(\mathbf{k}'_\perp) \phi(\mathbf{k}''_\perp) \rangle_{\mathbf{B}}$

$$\begin{aligned}
 \langle P(\mathbf{k}_\perp) \phi(\mathbf{k}'_\perp) \phi(\mathbf{k}''_\perp) \rangle_{\mathbf{B}} &= \int dx^3 \int dx'^3 \int dx''^3 \exp[i\mathbf{k}_\perp \mathbf{x}_\perp + i\mathbf{k}'_\perp \mathbf{x}'_\perp + i\mathbf{k}''_\perp \mathbf{x}''_\perp] \\
 &\quad (\partial_1^2(\mathbf{x}) \partial_3(\mathbf{x}') \partial_3(\mathbf{x}'') - \partial_2^2(\mathbf{x}) \partial_3(\mathbf{x}') \partial_3(\mathbf{x}'') + 2i\partial_1(\mathbf{x}) \partial_2(\mathbf{x}) \partial_3(\mathbf{x}') \partial_3(\mathbf{x}''))|_{\mathbf{J}=0} \\
 &\quad \exp\left[\frac{1}{2} \mathbf{J}^\dagger \mathbf{M} \mathbf{J}\right] \\
 &= \int dx^3 \int dx'^3 \int dx''^3 \exp[i\mathbf{k}_\perp \mathbf{x}_\perp + i\mathbf{k}'_\perp \mathbf{x}'_\perp + i\mathbf{k}''_\perp \mathbf{x}''_\perp] \\
 &\quad [M_{33}(\mathbf{x}'' - \mathbf{x}') (M_{11}(0) + M_{22}(0)) + 2M_{31}(\mathbf{x}'' - \mathbf{x}) M_{31}(\mathbf{x}' - \mathbf{x}) \\
 &\quad + 2M_{32}(\mathbf{x}'' - \mathbf{x}) M_{32}(\mathbf{x}' - \mathbf{x}) + 2iM_{32}(\mathbf{x}'' - \mathbf{x}) M_{31}(\mathbf{x}' - \mathbf{x}) \\
 &\quad + 2iM_{32}(\mathbf{x}' - \mathbf{x}) M_{31}(\mathbf{x}'' - \mathbf{x})]
 \end{aligned} \tag{A.19}$$

This can be evaluated in exactly the same way as (A.18) because all the terms have the same basic structure. This provides:

$$\begin{aligned}
 \langle P(\mathbf{k}_\perp) \phi(\mathbf{k}'_\perp) \phi(\mathbf{k}''_\perp) \rangle_{\mathbf{B}} &= L^2(2\pi)^4 \delta^2(\mathbf{k}'_\perp + \mathbf{k}''_\perp) \delta^2(\mathbf{k}_\perp) \hat{M}_{33}(\mathbf{k}'_\perp, 0) [M_{11}(0) \\
 &\quad + M_{22}(0)] + 2n_e^2 L_z (2\pi)^2 \delta^2(\mathbf{k}_\perp + \mathbf{k}'_\perp + \mathbf{k}''_\perp) \\
 &\quad [\hat{M}_{31}(\mathbf{k}'_\perp, 0) \hat{M}_{31}(\mathbf{k}''_\perp, 0) + \hat{M}_{32}(\mathbf{k}'_\perp, 0) \hat{M}_{32}(\mathbf{k}''_\perp, 0) + i\hat{M}_{32}(\mathbf{k}'_\perp, 0) \hat{M}_{31}(\mathbf{k}''_\perp, 0) \\
 &\quad + i\hat{M}_{31}(\mathbf{k}'_\perp, 0) \hat{M}_{32}(\mathbf{k}''_\perp, 0)] \\
 &= +2n_e^2 L_z (2\pi)^2 \delta^2(\mathbf{k}_\perp + \mathbf{k}'_\perp + \mathbf{k}''_\perp) \frac{\hat{H}(u)\hat{H}(v)}{uv} (u_1 v_1 - u_2 v_2 + i(u_1 v_2 + u_2 v_1))
 \end{aligned} \tag{A.20}$$

A discussion and a plot of this important result can be found in Sec. 4.

Appendix B: Radio observables, synchrotron radiation and Stokes parameters

This section introduces the notation to describe radio observables. For our statistical approach, synchrotron radiation is the fundamental observed quantity on which our deduction is based. Since we are attempting to infer properties of the magnetic field statistics through statistics of the radio synchrotron observables, we need a clear and compact notation of these observables.

All accelerated charges emit electromagnetic radiation. If accelerated by a magnetic field, the radiation is called *cyclotron radiation* in case of nonrelativistic and *synchrotron radiation* in case of relativistic velocities. With regard to astrophysics the latter is far more important. This is because of the much higher power radiated by relativistic particles, since the total emitted power of an accelerated charge depends on γ^2 , its Lorentz factor squared (Rybicki & Lightman 1979):

$$P = \frac{4}{3} \sigma_T c \beta^2 \gamma^2 \frac{B^2}{8\pi}, \tag{B.1}$$

where $\beta = v/c$. Synchrotron radiation has a characteristic polarisation, with a high percentage of linear polarisation. Furthermore, the relativistic beaming effect confines the energy radiated within a cone around the direction of the moving charge. Due to these features and since a large fraction of astrophysical synchrotron emission falls into radio wavebands, it is relatively easy to detect and provides us with an excellent way to observe and study magnetic fields.

Synchrotron radiation is mainly emitted by relativistic electrons. Other charged particles like protons contribute far less to the radiated power due to their larger mass. Following Rybicki & Lightman (1979) we assume a power-law distribution of the cosmic ray electron energies with spectral index p

$$N(\gamma) d\gamma = C\gamma^{-p} d\gamma, \quad (\text{B.2})$$

where C is a normalisation factor which determines the number density of relativistic electrons. The total power emitted per unit volume and unit frequency by such distributed electrons, assumed to have an isotropic pitch-angle distribution, is then given by the integral over $N(\gamma) d\gamma$ times the single particle radiation spectrum. It can be shown that this leads to a power law in synchrotron emissivity (Rybicki & Lightman 1979):

$$j \propto \omega^{-\frac{(p-1)}{2}} B_{\perp}^{\frac{(p+1)}{2}} C. \quad (\text{B.3})$$

In the end we are interested in observable quantities, namely the total and polarised intensity of the observed region. In terms of emissivity j they are:

$$\text{total intensity} \quad I(\mathbf{x}_{\perp}) = \int dz j(\mathbf{x}), \text{ and} \quad (\text{B.4})$$

$$\text{polarised intensity} \quad P(\mathbf{x}_{\perp}) = \int dz j(\mathbf{x}) f(p) \exp(2i\chi(\mathbf{x})), \quad (\text{B.5})$$

where $f(p) = (p+1)/(p+7/3)$ is the polarisation fraction and the integrals are along the line of sight from the source to the observer. The angle χ is the polarisation angle of the radiation. With χ we can introduce the effect of Faraday-rotation into our formulas. Faraday rotation is the rotation of the polarisation plane of a linearly polarised wave in a medium with a non-scalar dielectric constant due to a magnetic field. In such an environment, the dielectric constant differs for left and right circular polarisation (Rybicki & Lightman 1979):

$$\epsilon = 1 - \frac{\omega_p^2}{\omega(\omega \pm \omega_B)}, \quad (\text{B.6})$$

where ω denotes the frequency of the wave and $\omega_p = eB/mc$ is the cyclotron frequency. Plus and minus signs denote the case for right and left circular polarisation respectively. If we describe a linearly polarised wave as a superposition of a wave with right circular polarisation and a wave with left circular polarisation, the linear polarisation plane will not remain constant.

Including Faraday rotation, the total angle χ at the location of the observer is given by

$$\chi(\mathbf{x}) = \chi_0(\mathbf{x}) + \lambda^2 \phi(\mathbf{x}). \quad (\text{B.7})$$

Here χ_0 denotes the polarisation angle at the position of emission whereas the Faraday depth $\phi(\mathbf{x})$ is defined as (Kronberg et al. 2008)

$$\phi(\mathbf{x}) = \frac{e^3}{2\pi n_e^2 c^4} \int dz n_e B_3. \quad (\text{B.8})$$

It describes the phase angle through which the electric vector rotates due to Faraday rotation. For this study, it is assumed that the electron density n_e is constant in order to simplify the calculations. Furthermore, we restrict ourselves to observations at short wavelength λ , thus ignoring the term $\exp(2i\lambda^2 \phi(\mathbf{x}))$ in (B.5), which would lead to so called intrinsic Faraday-rotation. Nevertheless ϕ is used as an independent radio observable, allowing us to infer information about the component of the magnetic field parallel to the line of sight. In real observations this would be possible by finding a background source to probe ϕ in the observed region (see Fig. 1). Sometimes we refer to the notion rotation measure (RM) instead of Faraday depth. Correctly this describes the factor between the rotation angle and λ^2 obtained through observations. However, we use it in the context of real observations, because it is the more conventional term than Faraday depth when dealing with data.

$I(\mathbf{x}_{\perp})$ and $P(\mathbf{x}_{\perp})$ can be expressed most suitable using the Stokes parameters. After some calculations (see e.g. Rybicki & Lightman 1979; Waelkens et al. 2009) the first three Stokes parameters I, Q and U can be determined for synchrotron radiation of a power-law spectrum distributed, isotropic, relativistic electron population :

$$I = 2 F(p) \omega^{\frac{(1-p)}{2}} \int dz (B_1^2 + B_2^2)^{\frac{(p-3)}{4}} (B_1^2 + B_2^2), \quad (\text{B.9})$$

$$Q = 2 G(p) \omega^{\frac{(1-p)}{2}} \int dz (B_1^2 + B_2^2)^{\frac{(p-3)}{4}} (B_1^2 - B_2^2), \quad (\text{B.10})$$

$$U = 2 G(p) \omega^{\frac{(1-p)}{2}} \int dz (B_1^2 + B_2^2)^{\frac{(p-3)}{4}} 2B_1 B_2. \quad (\text{B.11})$$

The two functions $F(p)$ and $G(p)$ are expressed in terms of physical constants and gamma functions of the spectral index p (see Waelkens et al. 2009; Enßlin & Biermann 1998):

$$F(p) = \frac{\sqrt[3]{3} e^3}{32\pi^2 m_e c^2} \left(\frac{2m_e c}{3e}\right)^{\frac{(1-p)}{2}} C \Gamma\left(\frac{p}{4} - \frac{1}{12}\right) \Gamma\left(\frac{p}{4} + \frac{19}{12}\right) \frac{2^{(p+1)} 2}{p+1}, \quad (\text{B.12})$$

$$G(p) = \frac{\sqrt[3]{3} e^3}{32\pi^2 m_e c^2} \left(\frac{2m_e c}{3e}\right)^{\frac{(1-p)}{2}} C \Gamma\left(\frac{p}{4} - \frac{1}{12}\right) \Gamma\left(\frac{p}{4} + \frac{7}{12}\right) 2^{(p-3)2}. \quad (\text{B.13})$$

Throughout this study, the value $p = 3$ has been adopted for the spectral index of the electron distribution. This not only simplifies calculations, it is also a reasonable choice from a physical point of view. Typical values for the spectral index of relativistic electrons in our galaxy measured directly by cosmic rays on Earth or indirectly via their synchrotron emission are around $p \approx 2.7$ (Amsler et al. 2008). Deviations from $p = 3$ can be added to the results of this work later in terms of corrections.

Finally we can state I , P and ϕ in the form to be used in this study. During our calculations, all fore factors will be suppressed for convenience, resulting in

$$I = \int dz (B_1^2 + B_2^2), \quad (\text{B.14})$$

$$P = \int dz (B_1^2 - B_2^2 + 2iB_1 B_2), \quad \text{and} \quad (\text{B.15})$$

$$\phi = \int dz B_3 \quad (\text{B.16})$$

Appendix C: Identity of the covariance matrix with the correlation tensor for Gaussian statistics

In Sec. 2.3 we use the fact, that the covariance matrix of a Gaussian probability distribution of the magnetic field is identical to the magnetic correlation tensor. From the Gaussian probability distribution

$$\mathcal{G}(B, \tilde{M}) = \frac{1}{\sqrt{|2\pi\tilde{M}|}} \exp\left[-\frac{1}{2} B^+ \tilde{M}^{-1} B\right]$$

the identity is easily to shown:

$$\begin{aligned} M &= \langle BB^\dagger \rangle = \int \mathcal{D}B \mathcal{G}(B, \tilde{M}) BB^\dagger \\ &= \left(\frac{\partial}{\partial J} \frac{\partial}{\partial J^+}\right) \Big|_{J=0} \int \mathcal{D}B \frac{1}{\sqrt{|2\pi\tilde{M}|}} \exp\left[-\frac{1}{2} B^+ \tilde{M}^{-1} B + J^+ B\right] \\ &= \left(\frac{\partial}{\partial J} \frac{\partial}{\partial J^+}\right) \Big|_{J=0} \exp\left[\frac{1}{2} J^+ \tilde{M} J\right] \\ &= ([\tilde{M} + \tilde{M}J] \exp\left[\frac{1}{2} J^+ \tilde{M} J\right]) \Big|_{J=0} = \tilde{M} \end{aligned}$$

In this case, we have used the generating-function technique which is explained in 2.3.