

"Hunting for primordial non-Gaussianity in CMB"

~ Lecture on non-Gaussianity, given at IEPSC ~
by Eiichiro Komatsu, Univ. of Texas at Austin

GRAND THEME

- Detection of any forms of PRIMORDIAL non-Gaussianity* is a breakthrough in cosmology.

* Non-Gaussianity = deviation from a Gaussian distribution.

Outline of the lecture

1. Basics of Gaussian and non-Gaussian statistics. (July 7)
2. Effects of non-Gaussianity on cosmological fluctuations. (July 8)
3. Measuring non-Gaussianity from the cosmological data. (July 9)

Reference

- E. Komatsu, *Classical and Quantum Gravity*, 27, 124010 (2010) (arXiv: 1003.6097)
- E. Komatsu, astro-ph/0206039 (also see arXiv: 0902.4959)

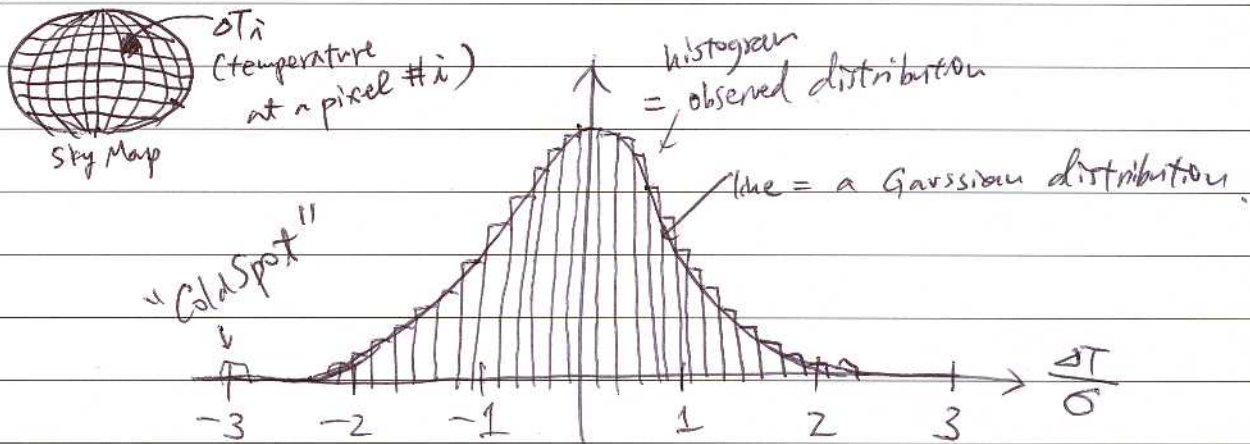
1. Basics of Gaussian and non-Gaussian statistics

1.1. Gaussian distribution.

one point

The observed distribution of temperature fluctuations of CMB on the sky is very close to a Gaussian distribution:

$$\text{1-point distribution} = \frac{1}{(2\pi)^{N_{\text{pix}}/2} \prod_i \sigma_i} \exp \left[-\frac{1}{2} \sum_i \frac{(\Delta T)_i^2}{\sigma_i^2} \right]$$



The basic properties of a one-point Gaussian distribution:

For $p(x) \equiv \frac{1}{\sqrt{2\pi}\sigma} e^{-x^2/2\sigma^2}$ where $x \equiv \Delta T$,

- $\langle x \rangle \equiv \int_{-\infty}^{\infty} x p(x) dx = 0$ [zero mean]
- $\langle x^2 \rangle \equiv \int_{-\infty}^{\infty} x^2 p(x) dx = \sigma^2$ [variance]
- $\langle x^3 \rangle \equiv \int_{-\infty}^{\infty} x^3 p(x) dx = 0$ [zero skewness] $\equiv \langle x^3 \rangle$
- $\langle x^4 \rangle \equiv \int_{-\infty}^{\infty} x^4 p(x) dx = 3\sigma^4$ [zero kurtosis] $\equiv \langle x^4 \rangle - 3\langle x^2 \rangle^2$
- $\langle x^5 \rangle \equiv \int_{-\infty}^{\infty} x^5 p(x) dx = 0$, etc.

IMPORTANT
 σ determines everything about a Gaussian!!

But, the 1-point distribution cannot be a full description of CMB, as CMB temperatures at 2 points on the sky are not independent, but CORRELATED.

So, the exact distribution that describes the Gaussian CMB temperature anisotropy is given by the so-called "multi-variate" Gaussian distribution =

$$P(\delta T) = \frac{1}{(2\pi)^{M p_i x/2} |\xi|^{1/2}} \exp \left[-\frac{1}{2} \sum_{ij} \delta T_i (\xi^{-1})_{ij} \delta T_j \right]$$

where ξ_{ij} is the 2-point correlation, or the covariance matrix, defined by

$$\xi_{ij} \equiv \langle \delta T_i \delta T_j \rangle$$

Of course, it still preserves the basic property of a Gaussian distribution: ξ_{ij} determines everything, and

e.g., $\langle \delta T_i \delta T_j \delta T_k \rangle = 0$.

Wick's theorem:

$$\langle X^4 \rangle = 3 \langle X^2 \rangle^2$$

more generally,

$$\langle X_1 X_2 X_3 X_4 \rangle = \langle X_1 X_2 \rangle \langle X_3 X_4 \rangle + \langle X_1 X_3 \rangle \langle X_2 X_4 \rangle + \langle X_1 X_4 \rangle \langle X_2 X_3 \rangle$$

when $X_1 = X_2 = X_3 = X_4 \equiv X$, then, of course, we recover $\langle X^4 \rangle = 3 \langle X^2 \rangle^2$.

★ For Gaussian fluctuations, all even moments are given by products of 2-point functions, and all odd moments vanish.

We often work with the harmonic coefficient of the temperature anisotropy: $\delta T(\hat{n}_i) = \sum_{\ell m} a_{\ell m} Y_{\ell m}(\hat{n}_i)$, or

$$a_{\ell m} = \int d\hat{n} \delta T(\hat{n}) Y_{\ell m}^*(\hat{n})$$

In terms of $a_{\ell m}$, we have

$$p(a_{\ell m}) = \frac{1}{(2\pi)^{N_{\text{harm}}/2} |C|} \exp \left[-\frac{1}{2} \sum_{\substack{\ell m \\ \ell' m'}} a_{\ell m}^* (C^{-1})_{\ell m, \ell' m'} a_{\ell' m'} \right]$$

where

$$C_{\ell m, \ell' m'} \equiv \langle a_{\ell m}^* a_{\ell' m'} \rangle$$

This distribution provides the full description of a Gaussian CMB: it contains all information on it. Again, it is fully determined by the covariance matrix, $C_{\ell m, \ell' m'}$, and we have, e.g.,

$$\langle a_{\ell m} a_{\ell' m'} a_{\ell'' m''} \rangle = 0.$$

Under the special circumstance that CMB is statistically homogeneous & isotropic, or equivalently, CMB is invariant under translation & rotation on the sky, then

$$C_{\ell m, \ell' m'} = C_{\ell} \delta_{\ell \ell'} \delta_{m m'}$$

translation & rotation invariance.

Q: derive this from $\xi_{ij} = \langle \delta T_i \delta T_j \rangle = \xi(|\hat{n}_i - \hat{n}_j|)$, i.e., ξ depends only on the separation between i & j .

1.2. Non-Gaussian Distribution

Now, what about a non-Gaussian distribution?

In order to study it, we must know what its probability distribution is. However — once we deviate from a Gaussian distribution, we face infinite number of possibilities!!

Are we totally clueless?

Fortunately not --- because we know, from observations, that CMB is very close to a Gaussian distribution!!

In other words, it makes sense to "Taylor-expand" the probability distribution around a Gaussian distribution.

How do we do that in practice??

Taylor expansion of a function $f(x)$ around $x=0$:

$$f(x) = \sum_{n=0}^{\infty} \frac{x^n}{n!} \frac{d^n f}{dx^n}$$

★ Can we do the same thing for a Gaussian distribution?

→ Yes, and it is called the "Gram-Charlier expansion."

Gram-Charlier expansion

[See Blinnikov & Hoessner, A&A Suppl., 130, 193 (1998) for a review.]

Suppose that $G(x)$ is a Gaussian distribution with a unit variance:

$$G(x) = \frac{1}{\sqrt{2\pi}} e^{-x^2/2} \quad (\text{One can think of } x \text{ as } x = \sigma/\sigma.)$$

Then, give the probability distribution, $p(x)$, as a Taylor series:

$$p(x) = \sum_{n=0}^{\infty} C_n \frac{d^n G}{dx^n} \quad \text{"Gram-Charlier expansion"}$$

* One can rewrite this in an elegant form. To see this, define the "Chebyshev-Hermite polynomials" as

$$He_n(x) \equiv (-1)^n e^{+x^2/2} \frac{d^n}{dx^n} e^{-x^2/2}$$

which gives

$$\begin{cases} He_0(x) = 1 \\ He_1(x) = x \\ He_2(x) = x^2 - 1 \\ He_3(x) = x^3 - 3x \\ He_4(x) = x^4 - 6x^2 + 3 \\ \vdots \end{cases}$$

This is different from the usual, more familiar Hermite polynomials:
 * $H_n(x) = (-1)^n e^{x^2} \frac{d^n}{dx^n} e^{-x^2}$
 $\therefore He_n(x) = 2^{-n/2} H_n(x/\sqrt{2})$

▶ The above expansion gives

$$p(x) = G(x) \left[C_0 + C_1(-1)x + C_2(x^2-1) + C_3(-1)(x^3-3x) + \dots \right]$$

$$C_0 He_0 \quad (-1)C_1 He_1 \quad C_2 He_2 \quad (-1)C_3 He_3$$

therefore, we obtain

$$p(x) = G(x) \left[\sum_{n=0}^{\infty} C_n (-1)^n H_n(x) \right]$$

In other words, the Gram-Charlier expansion expands the ratio, $p(x)/G(x)$, in terms the Chebyshev-Hermite polynomials times $(-1)^n$.

$$\frac{p(x)}{G(x)} = \sum_{n=0}^{\infty} C_n \left[(-1)^n H_n(x) \right]$$

Basis function for p/G .

→ Now, determine C_n . Note the inverse transform:

$$\begin{aligned} \int_{-\infty}^{\infty} p(x) H_n(x) dx &= \sum_{m=0}^{\infty} C_m (-1)^m \int_{-\infty}^{\infty} G(x) H_m(x) H_n(x) dx \\ &= \sum_{m=0}^{\infty} C_m (-1)^m m! \delta_{nm} \\ &= (-1)^n n! C_n \end{aligned}$$

$$\therefore C_n = \frac{(-1)^n}{n!} \int_{-\infty}^{\infty} p(x) H_n(x) dx$$

What are the components of C_n ?

next page →

Recall: $He_0(x) = 1$, $He_1(x) = x$, $He_2(x) = x^2 - 1$, $He_3(x) = x^3 - 3x$
 $He_4(x) = x^4 - 6x^2 + 3$, ...

Then, $C_n = \frac{(-1)^n}{n!} \int_{-\infty}^{\infty} p(x) He_n(x) dx$ gives:

$$C_0 = \int_{-\infty}^{\infty} p(x) dx = 1$$

$$C_1 = - \int_{-\infty}^{\infty} p(x) x dx = 0 \quad [\text{zero mean}]$$

$$C_2 = \frac{1}{2!} \int_{-\infty}^{\infty} p(x) (x^2 - 1) dx = 1 - 1 = 0 \quad [\text{unit variance}]$$

$$C_3 = \frac{(-1)}{3!} \int_{-\infty}^{\infty} p(x) (x^3 - 3x) dx = -\frac{1}{6} \kappa_3 \quad \left[\begin{array}{l} \kappa_3: \text{"skewness"} \\ \kappa_3 \equiv \langle x^3 \rangle \end{array} \right]$$

$$C_4 = \frac{1}{4!} \int_{-\infty}^{\infty} p(x) (x^4 - 6x^2 + 3) dx$$

$$= \frac{1}{4!} \left[\underbrace{\left(\int_{-\infty}^{\infty} p(x) x^4 dx \right)}_{\equiv \kappa_4} - 3 \right] \quad [\kappa_4: \text{"kurtosis"}]$$

$$= \frac{1}{24} \kappa_4$$

⋮

Collecting all terms, we obtain the Gram-Charlier expansion of a probability distribution around a Gaussian with the zero mean and the unit variance:

$$p(x) = G(x) \left[1 + \frac{1}{6} \kappa_3 He_3(x) + \frac{1}{24} \kappa_4 He_4(x) + \dots \right]$$

Now, extend this formula to the case where the variance is not unity, i.e., $\sigma \neq 1$.

For this case, it turns out that the following quantity :

$$S_n \equiv \frac{K_n}{\sigma^{2n-2}}$$

is a good expansion parameter for better convergence of the series. This is called the "Edgeworth expansion" (see, e.g., Bernardreau & Kotman, *ApJ*, 483, 479 (1995) ; Blinnikov & Moessner, *A&A Suppl.*, 190, 193 (1998))

$$p(\gamma) = G\left(\frac{\gamma}{\sigma}\right) \left[1 + \sigma \frac{S_3}{6} \text{He}_3\left(\frac{\gamma}{\sigma}\right) + \sigma^2 \frac{S_4}{24} \text{He}_4\left(\frac{\gamma}{\sigma}\right) + \dots \right]$$

where γ can be the CMB anisotropy, galaxy density fluctuation, etc....

However, this is not exactly what we wanted, as we are interested in the FULL distribution, rather than the 1-point distribution.

This can be found in a similar way:

(see Taylor & Watts, MNRAS, 328, 1027 (2001))
(Amendola, MNRAS, 283, 983 (1996))

$$p(a) = \left[1 - \frac{1}{6} \sum_{\substack{\ell_1 m_1 \\ \ell_2 m_2 \\ \ell_3 m_3}} \langle a_{\ell_1 m_1} a_{\ell_2 m_2} a_{\ell_3 m_3} \rangle \frac{\partial}{\partial a_{\ell_1 m_1}} \frac{\partial}{\partial a_{\ell_2 m_2}} \frac{\partial}{\partial a_{\ell_3 m_3}} \right] \\ \times \frac{1}{(2\pi)^{N_{\text{map}}/2} |C|^{1/2}} \exp \left[-\frac{1}{2} \sum_{\substack{\ell m \\ \ell' m'}} a_{\ell m}^* (C^{-1})_{\ell m, \ell' m'} a_{\ell' m'} \right]$$

Doing the derivatives

$$p(a) = \frac{1}{(2\pi)^{N_{\text{map}}/2} |C|^{1/2}} \exp \left[-\frac{1}{2} \sum_{\substack{\ell m \\ \ell' m'}} a_{\ell m}^* (C^{-1})_{\ell m, \ell' m'} a_{\ell' m'} \right] \\ \times \left\{ 1 + \frac{1}{6} \sum_{\substack{\ell_1 m_1 \\ \ell_2 m_2 \\ \ell_3 m_3}} \langle a_{\ell_1 m_1} a_{\ell_2 m_2} a_{\ell_3 m_3} \rangle [(C^{-1})_{\ell_1 m_1, \ell_2 m_2} (C^{-1})_{\ell_2 m_2, \ell_3 m_3} (C^{-1})_{\ell_3 m_3, \ell_1 m_1}] \right. \\ \left. - \frac{1}{6} \sum_{\substack{\ell_1 m_1 \\ \ell_2 m_2 \\ \ell_3 m_3}} \langle a_{\ell_1 m_1} a_{\ell_2 m_2} a_{\ell_3 m_3} \rangle [3(C^{-1})_{\ell_1 m_1, \ell_2 m_2} (C^{-1})_{\ell_2 m_2, \ell_3 m_3} \delta_{\ell_3 m_3, \ell_1 m_1}] \right\}$$

* Compare this with the Edgeworth expansion:

$$p(a) = G(a) \\ \times \left\{ 1 + \frac{1}{6} \kappa_3 \left(\frac{a^3}{\sigma^6} - 3 \frac{a}{\sigma^4} \right) \right\}$$

So, the correspondence is obvious.

2. Effects of non-Gaussianity on Cosmological fluctuations

There are four types of non-Gaussianity that have been considered/studied in the literature:

1. Primordial non-Gaussianity

- The non-Gaussianity that was generated during inflation (or some alternatives)

MOST IMPORTANT

2. Second-order non-Gaussianity

- The non-Gaussianity that was generated by the second-order effect at the decoupling epoch (or earlier)

3. Secondary non-Gaussianity

- The non-Gaussianity that was generated by the late-time ($z \ll 1000$) effect.

4. Foreground non-Gaussianity


- The non-Gaussianity that was generated by the Galactic & extra-Galactic foreground sources

1. Generation of primordial fluctuation, S .

2. Conversion to ΔT (non-linear)

3. secondary effect

4. foreground



2.1 Primordial non-Gaussianity

Inflation generates the "primordial fluctuation" in curvature of space, S . [See P. Creminelli's lecture!]

(In terms of the metric,

$$ds^2 = -dt^2 + a^2(t) e^{2S} dx^2$$

(At the linear order, S would generate δT on large scales via the Sachs-Wolfe effect:
[See J. V. Uzan's lecture!]

$$\frac{\delta T}{T} = -\frac{1}{5} S.$$

Inflation predicts that its power spectrum is nearly scale-invariant:

$$k^3 P_S(k) \sim \text{const.}$$

or

$$P(k) = \frac{A}{k^{n_s-4}} \quad \text{where } n_s \sim 1.$$

The WMAP 7-year results show that

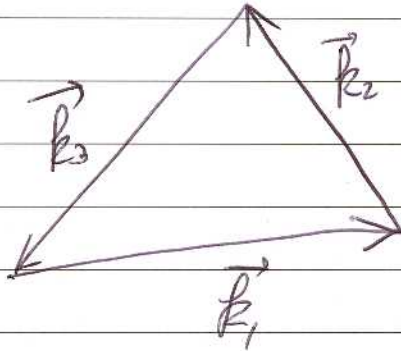
$$n_s = 0.968 \pm 0.012 \quad (68\% \text{ CL})$$

[E. Komatsu et al., arXiv: 1001.4538]

How about the 3-point function (bispectrum)?

$$\langle S(\vec{k}_1) S(\vec{k}_2) S(\vec{k}_3) \rangle = (2\pi)^3 \delta(\vec{k}_1 + \vec{k}_2 + \vec{k}_3) B_S(k_1, k_2, k_3)$$


BISPECTRUM



It is important to realize that we have the freedom to choose for the amplitude and the shape.

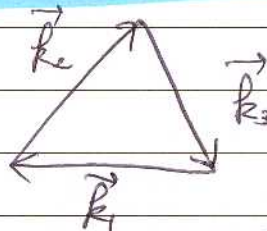
For example =

(i) Squeezed triangle
 $|\vec{k}_3| \ll |\vec{k}_1| \approx |\vec{k}_2|$




MOST IMPORTANT

(ii) Equilateral triangle
 $|\vec{k}_1| \approx |\vec{k}_2| \approx |\vec{k}_3|$



(iii) Flat/Folded triangle
 $|\vec{k}_3| \approx |\vec{k}_1| \approx |\vec{k}_2|/2$



(iv) etc, etc ...

The squeezed triangle has special significance:

"Detection of primordial non-Gaussianity in the squeezed limit rules out ALL single-field inflation models, regardless of details of models."

VERY IMPORTANT!

[See Creminelli & Zaldarriaga, JCAP, 10, 006 (2004)]

The theorem says: in the squeezed limit ($k_3 \ll k_1, k_2$), **ALL** of single-field inflation models give:

$$B_{\zeta}(k_1, k_1, k_3 \rightarrow 0) = (1 - N_s) P_{\zeta}(k_1) P_{\zeta}(k_3)$$

For $N_s = 0.968$, $1 - N_s = 0.032$.

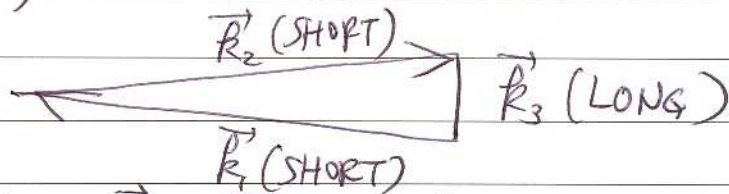
On the other hand, any foreseeable experiments cannot detect non-Gaussianity unless $\frac{B_{\zeta}(k_1, k_1, 0)}{P_{\zeta}(k_1) P_{\zeta}(k_3)} \gg 1$
(This form of)

★ How can we understand this theorem?

See Gane & Komatsu, arXiv: 1006.5457, on a technical discussion of the proof.

The proof of the theorem as given by Creminelli & Zaldarriaga (2004).

Recall that the "squeezed triangle" correlates the very long-wavelength modes to short wave length modes.



So, let's call them $\vec{k}_3 = \vec{k}_L$ (for "LONG") and $\vec{k}_1 = \vec{k}_2 = \vec{k}_S$ (for "SHORT"), respectively.

Then, we have =

$$\langle S(\vec{k}_1) S(\vec{k}_2) S(\vec{k}_3) \rangle \xrightarrow{\text{squeezed}} \langle S_S^2 S_L \rangle$$

The theorem says =

$$\langle S_S^2 S_L \rangle = (1 - n_p) P(k_S) P(k_L)$$

★ The question is, "WHY S_S^2 ever cares about S_L ?"

→ The theorem says that it doesn't, unless the fluctuations are exactly scale invariant, $n_p = 1$.

What does this tell us??

To analyze this problem, it is useful to decompose the calculation of $\langle S_{\nu}^2 S_L \rangle$ into 2 steps:

- (i) Calculation of $\langle S_{\nu}^2 \rangle$ in the presence of S_L
- (ii) Calculation of $\langle \langle S_{\nu}^2 \rangle_{\text{with } S_L} S_L \rangle$.

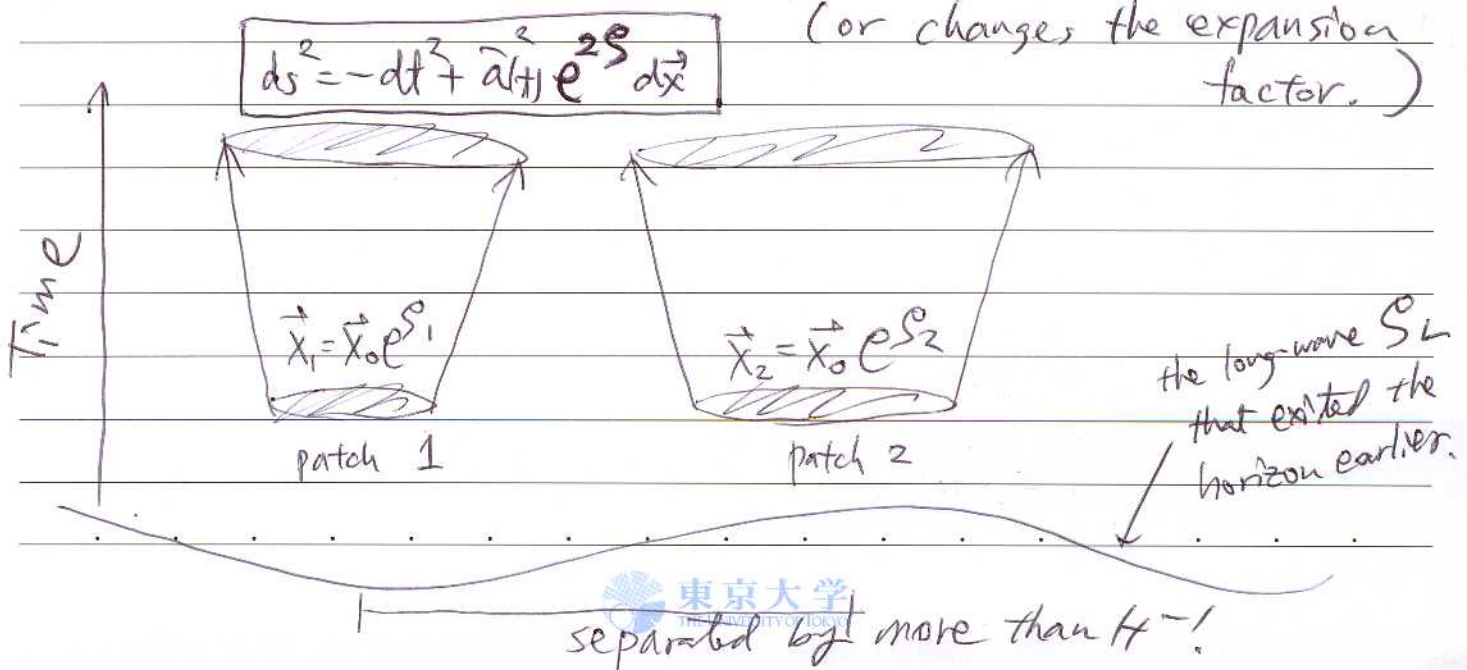
Basically, $\langle S_{\nu}^2 S_L \rangle \neq 0$ suggests that the power spectrum of S_{ν} somehow gets modified when $h_s \neq 1$. How, and why?

NOTE:

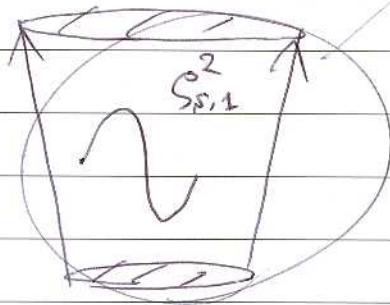
The formalism given in Gauc & Komatsu, arXiv:1006.5857, provides the means to calculate $\langle S_{\nu}^2 \rangle_{\text{with } S_L}$ using the so-called "in-in formalism" of quantum fluctuations. This is a technical calculation, but provides more confidence in the following classical argument.

The reason: " S_L rescales the coordinates."

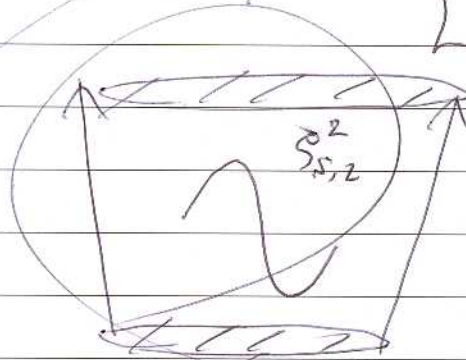
(or changes the expansion factor.)



Put S_p in each patch :




patch 1

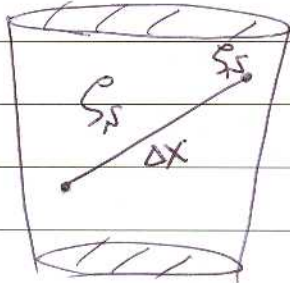


patch 2

ARE THEY DIFFERENT??



Let us calculate the real-space correlation function of S_p .



$$\langle S_p^2 \rangle_{S_L}(\Delta x) = \langle S_p^2 \rangle_0(\Delta x) + S_L \times \left[\frac{d}{dS_L} \langle S_p^2 \rangle_{S_L} \right] \Big|_{S_L \rightarrow 0}$$

↑
in the absence of S_L

KEY $\frac{d}{dS_L} \rightarrow \frac{d}{d \ln \Delta x}$ because $dS^2 = -dt^2 + a^2(\pi)^2 e^{2S} dx^2$

$$\begin{aligned} \text{Thus, } \langle S_p^2 \rangle_{S_L}(\Delta x) &= \langle S_p^2 \rangle_0(\Delta x) + S_L \left[\frac{d}{d \ln \Delta x} \langle S_p^2 \rangle_{S_L} \right] \Big|_{S_L \rightarrow 0} \\ &= \langle S_p^2 \rangle_0(\Delta x) + \underline{S_L(1-\nu_p)} \langle S_p^2 \rangle_0(\Delta x) \end{aligned}$$

next page!! \triangle

We found $\langle S_F^2 \rangle_{S_L} = \langle S_F^2 \rangle_0 + S_L (1-n_F) \langle S_F^2 \rangle_0$

Now, correlate this with S_L !

$$\langle \langle S_F^2 \rangle_{S_L} S_L \rangle = (1-n_F) \langle S_L^2 \rangle \langle S_F^2 \rangle_0$$

In Fourier space,

$$B_S(k_F, k_F, k_L \rightarrow 0) = (1-n_F) P_S(k_L) P_S(k_F)$$

Q.E.D.

Notice that we did not have to assume any details about inflation, except to say that the existence of S_L modifies $\langle S_F^2 \rangle$.

In fact, this is satisfied only for single-field:

for multiple fields, $\langle S_F^2 \rangle$ can be modified by S_L as well as by other things.

That's why this is the theorem for **all** single-field models, and can be used to rule them out!!

The local (f_{NL}) model

primordial

It is useful to parametrize the $\sqrt{}$ bispectrum in the following form :

$$B_{\zeta}^{\text{local}}(k_1, k_2, k_3) \quad \text{"LOCAL FORM"}$$

$$= \left(\frac{6}{5} f_{NL}^{\text{local}} \right) [P_{\zeta}(k_1) P_{\zeta}(k_2) + P_{\zeta}(k_2) P_{\zeta}(k_3) + P_{\zeta}(k_3) P_{\zeta}(k_1)]$$

This is called the "local" form, as this bispectrum follows from

$$\zeta(\vec{x}) = S_{\text{Gaussian}}(\vec{x}) + \frac{3}{5} f_{NL} S_{\text{Gaussian}}^2(\vec{x})$$

(where S_{Gaussian} is a Gaussian random field)

That is to say, both sides of this equation are evaluated at the same spatial position ; hence the term, "local."

However, it is **very important** remember that $S^2 = S_G + (\frac{3}{5} f_{NL}) S_G^2$ is **not** the only way to obtain the local-form bispectrum. We will come back to this later.

Now, since $P_{\zeta}(k) \propto 1/k^{n_s-4} \approx 1/k^3$, it is clear that the local form bispectrum is maximized when one of k_i is very small. In deed, it is maximized in the squeezed limit !!

$$P_{\zeta}^{\text{local}}(k_1, k_1, k_3 \rightarrow 0) = \frac{12}{5} f_{NL}^{\text{local}} P_{\zeta}(k_1) P_{\zeta}(k_3)$$

Therefore, single-field models give $f_{NL}^{\text{local}} = \frac{5}{12} (1-n_s) \approx 0.013$
for $n_s = 0.968$.

The current best limit (from CMB) is :

$$f_{\text{NL}}^{\text{local}} = 32 \pm 21 \text{ (68\% CL)}$$

or

$$-10 < f_{\text{NL}}^{\text{local}} < +74 \text{ (95\% CL)}$$

I.e., no evidence for $f_{\text{NL}}^{\text{local}} \neq 0$, and thus single-field models are consistent with the data. (E. Komatsu et al., arXiv:1001.4538)

The Planck satellite is expected to reduce the error bar by a factor of four, $\sigma_{f_{\text{NL}}^{\text{local}}} \approx 5$ (Komatsu & Spergel, PRD, 63, 063002 (2001))

Therefore, if the central value, $f_{\text{NL}}^{\text{local}} \approx 30$, persists (it may not!), then $f_{\text{NL}}^{\text{local}} > 0$ would be detected at the **6- σ** level. We will see!!

... Who knows, they might have seen it already ...

★ We will learn how to measure $f_{\text{NL}}^{\text{local}}$ from the CMB data on the 3rd day.

2.2 Second-order non-Gaussianity

In terms of the curvature perturbation during the matter era, Φ , the temperature anisotropy on large scales (Sachs-Wolfe effect) is given by

$$\frac{\Delta T}{T} = -\frac{1}{3} \Phi$$

in the **linear order**. Moreover, Φ is related to the primordial curvature perturbation during inflation, S , by (on large scales)

$$\Phi = \frac{3}{5} S$$

in the **linear order**.

However, the second-order effects (both in gravity and hydrodynamics) induce non-linear effects such that

$$\frac{\Delta T}{T} = -\frac{1}{3} \Phi + \mathcal{O}(\Phi^2)$$

and

$$\Phi = \frac{3}{5} S + \mathcal{O}(S^2)$$

These effects are expected to yield $f_{NL} \sim \mathcal{O}(1)$.
 But, are they in the local form?

Now, let us define f_{lc}^{local} using Φ during matter era:

$$\Phi = \Phi_{Gaussian} + f_{lc}^{local} \Phi_{Gaussian}^2$$

(This definition agrees with what we used for S .)

(i) Very large scales [Sachs-Wolfe Limit]

Dropping non-local terms, the second-order Sachs-Wolfe effect gives

$$1 + \frac{\Delta T}{T} = e^{-\frac{4}{3}\Phi^{(1)}} \text{ non-perturbative expression.}$$

$$\frac{\Delta T}{T} = -\frac{1}{3} \left[\Phi^{(1)} - \frac{2}{3} (\Phi^{(1)})^2 \right]$$

2nd order SW effect

where $\Phi^{(1)}$ is the 1st order (here assumed to be a Gaussian) perturbation during the matter era.

Refs: Bartolo, Matarrese & Riotto, JCAP, 0606, 024 (2006)
 Boubekeur et al., JCAP, 0908, 029 (2009)
 ★ Pitrou, Uzan & Bernardeau, arXiv:1003.0481
 (note that $\Phi^{(1)}$ in our notation is $-\Phi^{(1)}$ in these refs,
 → we followed this paper here.)

Therefore, $f_{lc}^{local} = -\frac{2}{3}$ can be generated from the 2nd-order SW effect.

(Boubekeur et al. found $f_{lc}^{local} = -\frac{1}{6}$, due to a different definition of $\frac{\Delta T}{T}$. $\left(\frac{\Delta T}{T}\right)_{theirs} = e^{-\frac{1}{3}\Phi^{(1)}} - 1 = -\frac{1}{3} \left[\Phi^{(1)} - \frac{1}{6} (\Phi^{(1)})^2 \right]$)

(ii) Small Scales [Newtonian Limit]

In the small scales, where the wavelength is deep inside the horizon, the second-order $\delta T/T$ is given by

$$\frac{\delta T}{T} \approx \left(\frac{\delta T}{T}\right)^{(1)} + \frac{1}{2} R_* \Phi^{(2)}$$

where R_* is $3\beta_0/4\beta_r$ at $z_* = 1090$. For the standard value of $\Omega_b h^2 = 0.023$, $R_* = 0.67$.

in the matter era

In the sub-horizon limit, $\Phi^{(2)}$ can be solved analytically:

$$\frac{1}{2} \Phi^{(2)}(\vec{k}, \eta) = \frac{1}{6} \int \frac{d^3 k'}{(2\pi)^3} d^3 k'' \delta^D(\vec{k}' + \vec{k}'' - \vec{k}) \times \left(\frac{k' k''}{k}\right)^2 F_2^{(10)}(\vec{k}', \vec{k}'') \Phi^{(1)}(\vec{k}') \Phi^{(1)}(\vec{k}'')$$

where η is the conformal time, and

$$F_2^{(10)}(\vec{k}_1, \vec{k}_2) \equiv \frac{5}{7} + \frac{\vec{k}_1 \cdot \vec{k}_2}{2k_1 k_2} \left(\frac{k_1}{k_2} + \frac{k_2}{k_1}\right) + \frac{2}{7} \left(\frac{\vec{k}_1 \cdot \vec{k}_2}{k_1 k_2}\right)^2$$

NOTE!

Details are not important, but it is sufficient to note that $F_2^{(10)}$ vanishes in the squeezed limit, $\vec{k}_1 = -\vec{k}_2$.

Therefore, this effect cannot produce $f_{NL}^{local} \gtrsim 1$.

Refs: Bartolo & Riotto, JCAP 03, 017 (2009)

(iii) Intermediate scales?

★ As we have seen, $f_{NL}^{local} > 1$ is not possible in both large (all wavelengths are super horizon at $z=1090$) and small (all wave lengths are sub horizon at $z=1090$) scales !!

Nevertheless, the numerical calculations done by Pitrou, Uzan & Bernardreau, arXiv:1003.0481 show $f_{NL}^{local} \sim 5$ (!)

precisely where and how this comes about is still not completely clear, but it is very important to understand this.

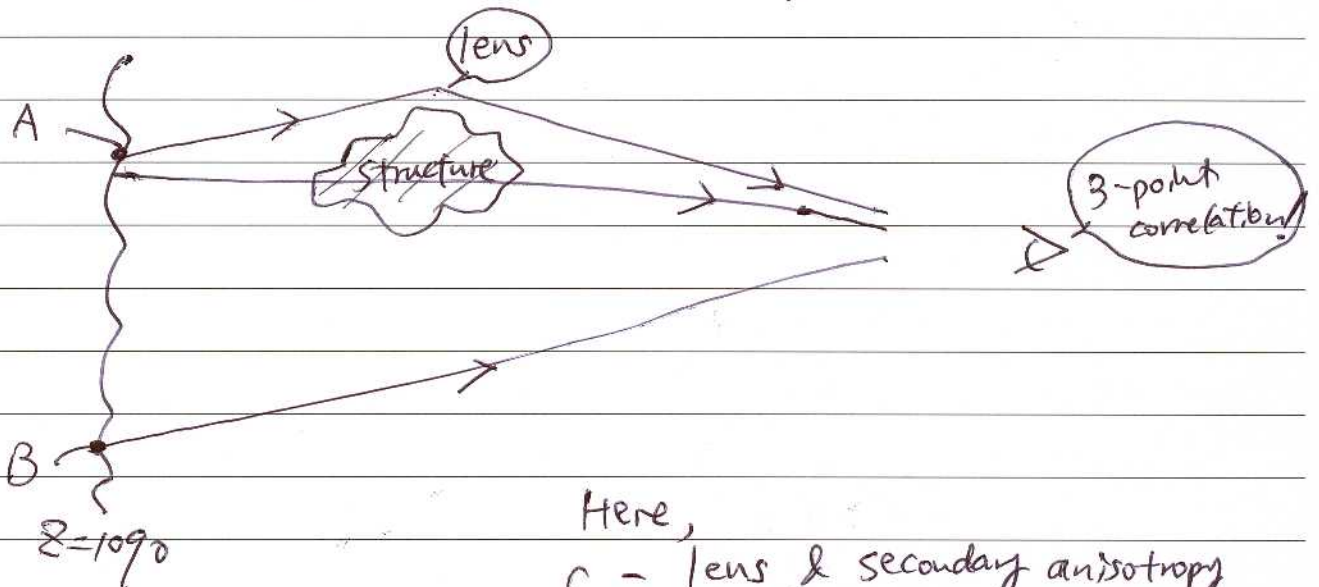
Cutting Edge!

2.3 Secondary non-Gaussianity

There are many secondary sources of microwave anisotropies:

- Integrated Sachs-Wolfe effect (ISW), caused by $\partial\Phi/\partial t$
- Sunyaev-Zeldovich effect, caused by either inverse Compton scattering of hot electrons in clusters (thermal SZ) or the bulk motion of gas (kinetic SZ)
- Gravitational lensing

Of these, it turns out that the bispectrum containing the gravitational lensing gives a large signal in the squeezed triangles. Schematically:



Here,

- lens & secondary anisotropy caused by "structure" are correlated, and
- primary CMB of A & B are correlated.

Calculation of the lens-secondary coupling

The observed CMB in the direction of \hat{n} is given by

$$\Delta T(\hat{n}) = \Delta T^{\text{primary}}(\hat{n} + \vec{\partial}\phi) + \Delta T^{\text{secondary}}(\hat{n})$$

Here, $\Delta T^{\text{primary}}$ is the unlensed primary CMB, and $\Delta T^{\text{secondary}}(\hat{n})$ is the (yet to be specified) secondary anisotropy.

Moreover, $\phi(\hat{n})$ is the so-called "lensing potential" given by

$$\phi(\hat{n}) = -2 \int_0^{r_*} dr \frac{r_* - r}{r r_*} \Phi(r, \hat{n}, r)$$


where r_* is the comoving distance out to $z=1090$.

Expanding in $\vec{\partial}\phi$, we obtain

$$\Delta T(\hat{n}) = \Delta T^P(\hat{n}) + [(\vec{\partial}\phi) \cdot (\vec{\partial} \Delta T^P)](\hat{n}) + \Delta T^S(\hat{n})$$

correlated! correlated!

$$\text{lensed} = (\vec{\partial}\phi) \cdot (\vec{\partial} \Delta T^P)$$



★ What would "structures" be?

- ISW effect
- thermal SZ effect
- kinetic SZ effect
- point sources, tracing the large scale structure
- ⋮

of these, the lensing-ISW effect is found to be the most dominant contribution. The bispectrum is given by

$$b_{l_1 l_2 l_3}^{\text{lens-ISW}} = \frac{l_1(l_1+1) - l_2(l_2+1) + l_3(l_3+1)}{2} C_{l_1}^P C_{l_3}^{\phi\text{-ISW}} + (\text{perm})$$

Here, $C_{l_1}^P$ falls off like $1/l_1^2$, and $C_{l_3}^{\phi\text{-ISW}}$ falls off faster than $1/l_3^3$. Therefore, $b_{l_1 l_2 l_3}$ peaks in the squeezed limit, $l_3 \ll l_1 \approx l_2$.

★ For the Planck satellite, the ISW-lens coupling is expected to give $f_{\text{NL}}^{\text{local}} = 9.3$ if subtracted properly!! not

Refs: Goldberg & Spergel, PRD, 59, 103002 (1999)
 Verde & Spergel, PRD, 65, 043007 (2002)
 Serra & Cooray, PRD, 77, 107305 (2008)
 Hanson et al., PRD, 80, 083004 (2009)

3. Measuring non-Gaussianity from the cosmological data.

Follow Komatsu, arXiv: 1003.6097.

Also talk about the trispectrum, as well as multi-field, δN formalism & consistency condition, if time permits.
multi-field

Multi-field Case

the locality demands that $S(\vec{x})$ should be given by

$$S(\vec{x}) = F[\delta\phi_1(\vec{x}), \delta\phi_2(\vec{x}), \dots, \delta\phi_N(\vec{x})]$$

If F is a smooth function [see 0903.3407 for non-smooth case],

we can expand this form and obtain:

$$\begin{aligned} S(\vec{x}) &= \frac{\partial F}{\partial \phi_1} \delta\phi_1(\vec{x}) + \frac{1}{2} \frac{\partial^2 F}{\partial \phi_1^2} \delta\phi_1^2(\vec{x}) + \dots \\ &+ \frac{\partial F}{\partial \phi_2} \delta\phi_2(\vec{x}) + \frac{1}{2} \frac{\partial^2 F}{\partial \phi_2^2} \delta\phi_2^2(\vec{x}) + \dots \\ &+ \dots \\ &+ \frac{\partial F}{\partial \phi_N} \delta\phi_N(\vec{x}) + \frac{1}{2} \frac{\partial^2 F}{\partial \phi_N^2} \delta\phi_N^2(\vec{x}) + \dots \end{aligned}$$

What determines F ??

8N Formalism

- { Salopek & Bond, PPD, 42, 3936 (1990)
 Sasaki & Stewart, Prog. Theor. Phys. 95, 71
 (1996)
 [astro-ph/9507001]
 Lyth, Malik & Sasaki, JCAP, 05, 004 (2005)
 [astro-ph/0411220]

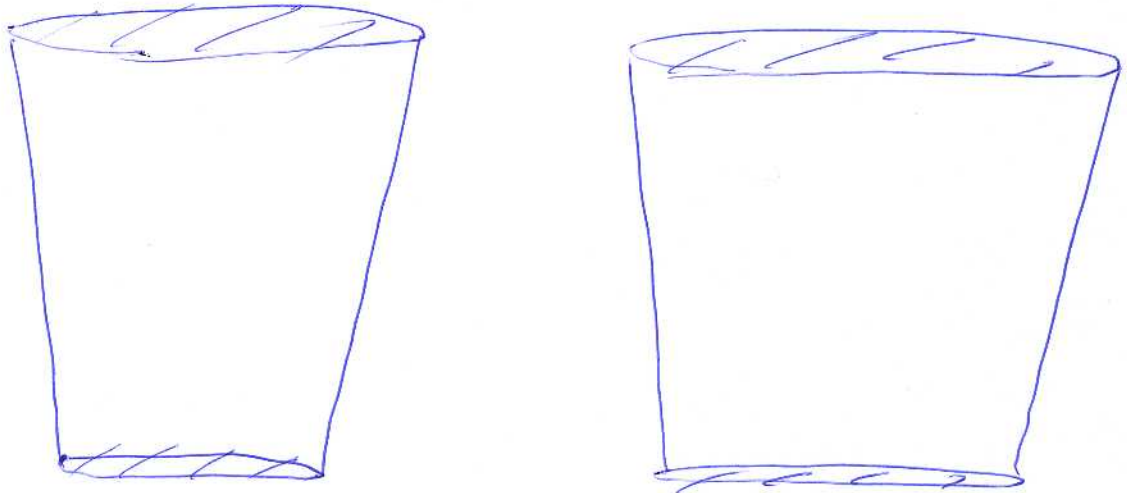
have shown :

$$\begin{aligned}
 F &= N \quad (\equiv \# \text{ of } e\text{-foldings of expansion}) \\
 &= \int_{t_{\text{horizon-crossing}}}^{t_{\text{today}}} H dt.
 \end{aligned}$$

$$= \ln \left[\frac{a(t_{\text{today}})}{a(t_{\text{horizon-crossing}})} \right]$$

why so? Let's go back to this picture:

Separated by more than H^{-1}



$$\begin{aligned}
 ds^2 &= -dt^2 + a^2(t) e^{2S(\vec{x})} (d\vec{x})^2 \\
 &= -dt^2 + [\tilde{a}(\vec{x}, t)]^2 (d\vec{x})^2
 \end{aligned}$$

where $\tilde{a}(\vec{x}, t) = a(t) e^{S(\vec{x})}$

Therefore, we can interpret $\ln \tilde{a}$ as the curvature perturbation:

$$\ln \tilde{a} = S + \ln a(t)$$

Then, only thing we have to care about is

"How much has each horizon patch expanded relative to the others?"

* Single-field example

For single-field,

$$N = \int_{H.c.}^{\text{now}} H dt = \int_{\phi_{H.c.}}^{\phi_{\text{now}}} H \frac{dt}{d\phi} d\phi$$

$$= \int_{\bar{\phi}_{H.c.} + \delta\phi_{H.c.}}^{\bar{\phi}_{\text{now}}} \frac{H}{\dot{\phi}} d\phi$$

$$\approx \underbrace{\int_{\bar{\phi}_{H.c.}}^{\bar{\phi}_{\text{now}}} \frac{H}{\dot{\phi}} d\phi}_{\bar{N}} + \left. \frac{H}{\dot{\phi}} \right|_{\phi=\bar{\phi}_{H.c.}} \delta\phi_{H.c.}$$

$$\therefore \delta N = \left. \frac{H}{\dot{\phi}} \right|_{\phi=\bar{\phi}_{H.c.}} \delta\phi_{H.c.} \Rightarrow S = \left. \frac{H}{\dot{\phi}} \right|_{\phi=\bar{\phi}_{H.c.}} \delta\phi_{H.c.}$$

→ This is the famous result for S , obtained by

- Guth & Pi, PRL, 49, 1110 (1982)
- Hawking, PLB, 115, 295 (1982)
- Starobinsky, PLB, 117, 175 (1982)
- Bardeen, Steinhardt & Turner, PRD, 28, 679 (1983)

* Multi-field generalization

Lyth & Rodriguez, PRL, 95, 121302 (2005)
[astro-ph/0504045]

$$S = N(\bar{\psi}_1 + \delta\psi_1, \bar{\psi}_2 + \delta\psi_2, \dots, \bar{\psi}_N + \delta\psi_N) - N(\bar{\psi}_1, \bar{\psi}_2, \dots, \bar{\psi}_N)$$

$$\approx \sum_i \frac{\partial N}{\partial \psi_i} \delta\psi_i + \frac{1}{2} \sum_{ij} \frac{\partial^2 N}{\partial \psi_i \partial \psi_j} \delta\psi_i \delta\psi_j + \dots$$

Now, let's remind us of the fact that :

$$\langle \delta\psi(\vec{k}) \delta\psi^*(\vec{k}') \rangle = (2\pi)^3 \delta(\vec{k} - \vec{k}') P_{\delta\psi}(k)$$

where

$$P_{\delta\psi}(k) = \left(\frac{H}{2\pi}\right)^2 \frac{2\pi^2}{k^3}$$

for a scale-invariant spectrum,

So ---

For uncorrelated φ_i , i.e., $\langle \delta\varphi_i \delta\varphi_j \rangle \propto \delta_{ij}$,

$$P_{\mathcal{G}}(k) = \left(\frac{H}{2\pi}\right)^2 \frac{2\pi^2}{k^3} \left[\sum_i \left(\frac{\partial \mathcal{N}}{\partial \varphi_i}\right)^2 \right] + \dots$$

and the bispectrum is :

$$B_{\mathcal{G}}(k_1, k_2, k_3) = \left(\frac{H}{2\pi}\right)^4 \left[\sum_{ij} \left(\frac{\partial \mathcal{N}}{\partial \varphi_i}\right) \left(\frac{\partial \mathcal{N}}{\partial \varphi_j}\right) \left(\frac{\partial^2 \mathcal{N}}{\partial \varphi_i \partial \varphi_j}\right) \right] \\ \times (2\pi^2)^2 \left[\frac{1}{k_1^3 k_2^3} + \frac{1}{k_2^3 k_3^3} + \frac{1}{k_3^3 k_1^3} \right] \\ + \dots$$

Therefore, REMARKABLY, we recover the local form bispectrum :

$$B_{\mathcal{G}}(k_1, k_2, k_3) = \frac{\sum_{ij} \left(\frac{\partial \mathcal{N}}{\partial \varphi_i}\right) \left(\frac{\partial \mathcal{N}}{\partial \varphi_j}\right) \left(\frac{\partial^2 \mathcal{N}}{\partial \varphi_i \partial \varphi_j}\right)}{\left[\sum_i \left(\frac{\partial \mathcal{N}}{\partial \varphi_i}\right)^2 \right]^2} \left[P_{\mathcal{G}}(k_1) P_{\mathcal{G}}(k_2) + \text{cyclic} \right] \\ = \frac{6}{5} f_{NL}$$

$f_{NL} \gg 1$ is possible for many models !!